


Job Name:	
Tag#	



Submittal Data Sheet

FDMQ12RVJU / RXL12QMVJU9

1.0-Ton Ducted Concealed Heat Pump System



Complete warranty details available from your local dealer or at www.daikincomfort.com. To receive the 12-Year Parts Limited Warranty, online registration must be completed within 60 days of installation. Online registration is not required in California or Quebec. *If product is installed in a commercial application, limited warranty period is 5 years.*

Indoor Specifications

	Cooling		Heating	
	H	M	H	M
Airflow Rate (cfm)	392	332	392	332
	L		L	
	275		275	
Sound (dBA)	33		33	
Dimensions (H x W x D) (in)	9-5/8 x 27-9/16 x 31-1/2			
Airflow Inlet (H x W) (in)	8-3/16 x 25-3/4			
Weight (Lbs)	64			

Outdoor Specifications

Compressor	Hermetically Sealed Swing Type		
Refrigerant	R-410A		
Factory Charge (Lbs)	2.09		
Refrigerant Oil	PVE (FVC50K)		
Airflow Rate (cfm)	Cooling		Heating
	1,144		1,106
Sound Pressure Level (dBA)	50 / 50		
Dimensions (H x W x D) (in)	21-5/8 x 26-9/16 x 11-3/16		
Weight (Lbs)	70		

Efficiency

Cooling		Heating	
SEER	18	HSPF	10.8
EER	11.7	COP	3.7

Performance

Cooling (Btu/hr)	
Rated (Min/Max)	10,800 (6,500 / 13,200)
Sensible @ AHRI	8,640
Standard Operating Range	50°F – 115°F
Extended Operating Range*	-4°F – 115°F

Rated Cooling Conditions: Indoor: 80°F DB/67°F WB
Outdoor: 95°F DB/75°F WB

*With field settings and wind baffle

Heating (Btu/hr)	
1: @ 47° Rated (Min/Max)	13,600 (6,300 / 17,000)
2: @ 17° Rated	8,600
3: @ 5° Max: Capacity / COP	13,600 / 1.8
Operating Range	-13°F – 65°F

1: Rated Heating Conditions: Indoor: 70°F DB/60°F WB
Outdoor: 47°F DB/43°F WB
2: Rated Heating Conditions: Indoor: 70°F DB/60°F WB
Outdoor: 17°F DB/15°F WB
3: Heating Conditions: Indoor: 70°F DB/60°F WB
Outdoor: 5°F DB/5°F WB

Electrical

	208/60/1	230/60/1
System MCA	13	13
System MFA	15	15
Compressor RLA	12	12
Outdoor fan motor FLA	.17	.17
Outdoor fan motor W	20	20
Indoor fan motor FLA	.73	.73
Indoor fan motor W	130	130

MFA: Max. fuse amps MCA: Min. circuit amps (A) FLA: Full load amps (A)
RLA: Rated load amps (A) W: Fan motor rated output (W)

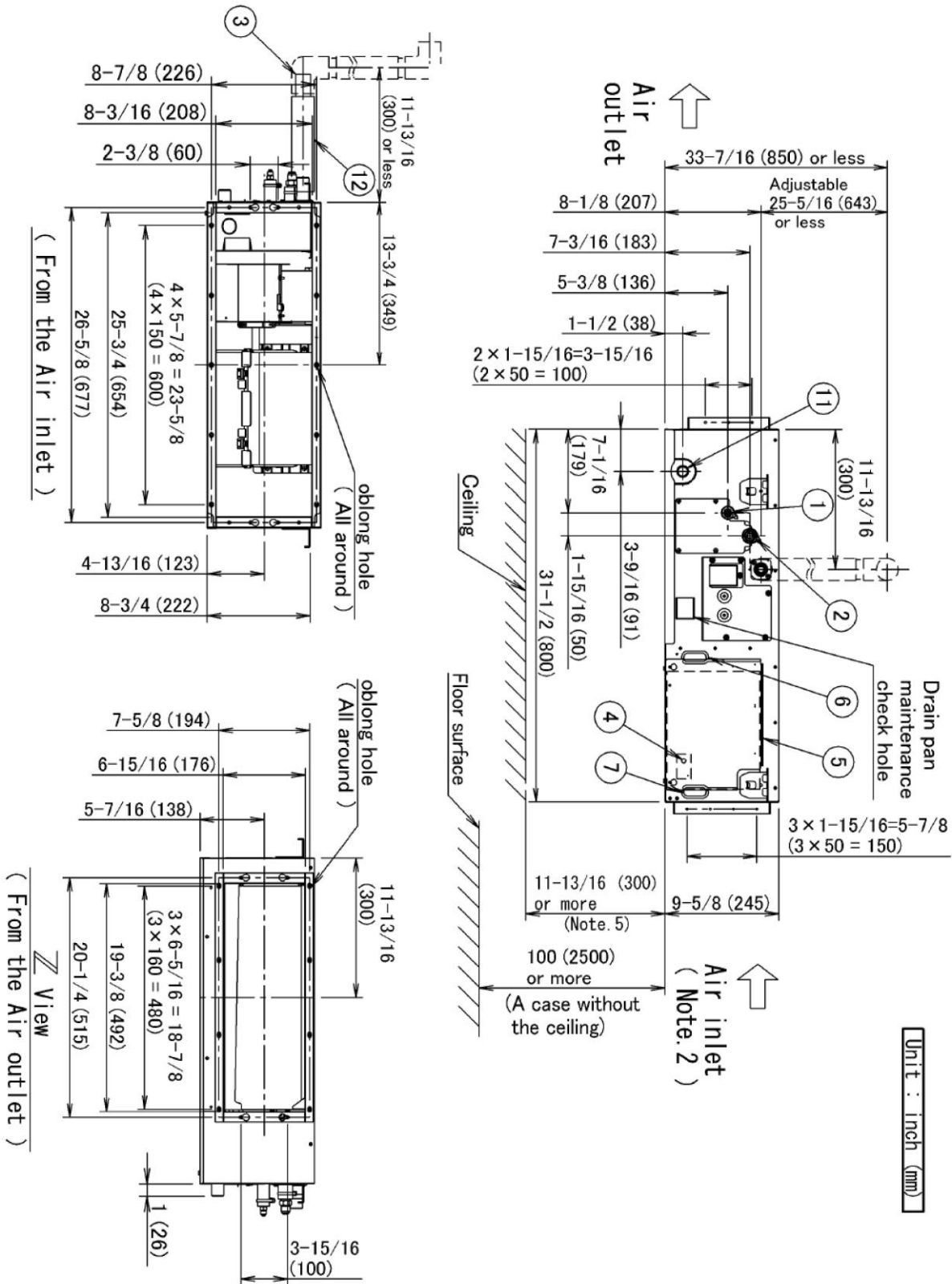
Piping

Liquid (in)	1/4
Gas (in)	3/8
Drain (in)	1
Max. Interunit Piping Length (ft)	65.6
Max. Interunit Height Difference (ft)	49.2
Chargeless (ft)	32.8
Additional Charge of Refrigerant (oz/ft)	.21

Daikin North America LLC 5151 San Felipe, Suite 500 Houston, TX 77056

(Daikin's products are subject to continuous improvements. Daikin reserves the right to modify product design, specifications and information in this data sheet without notice and without incurring any obligations)

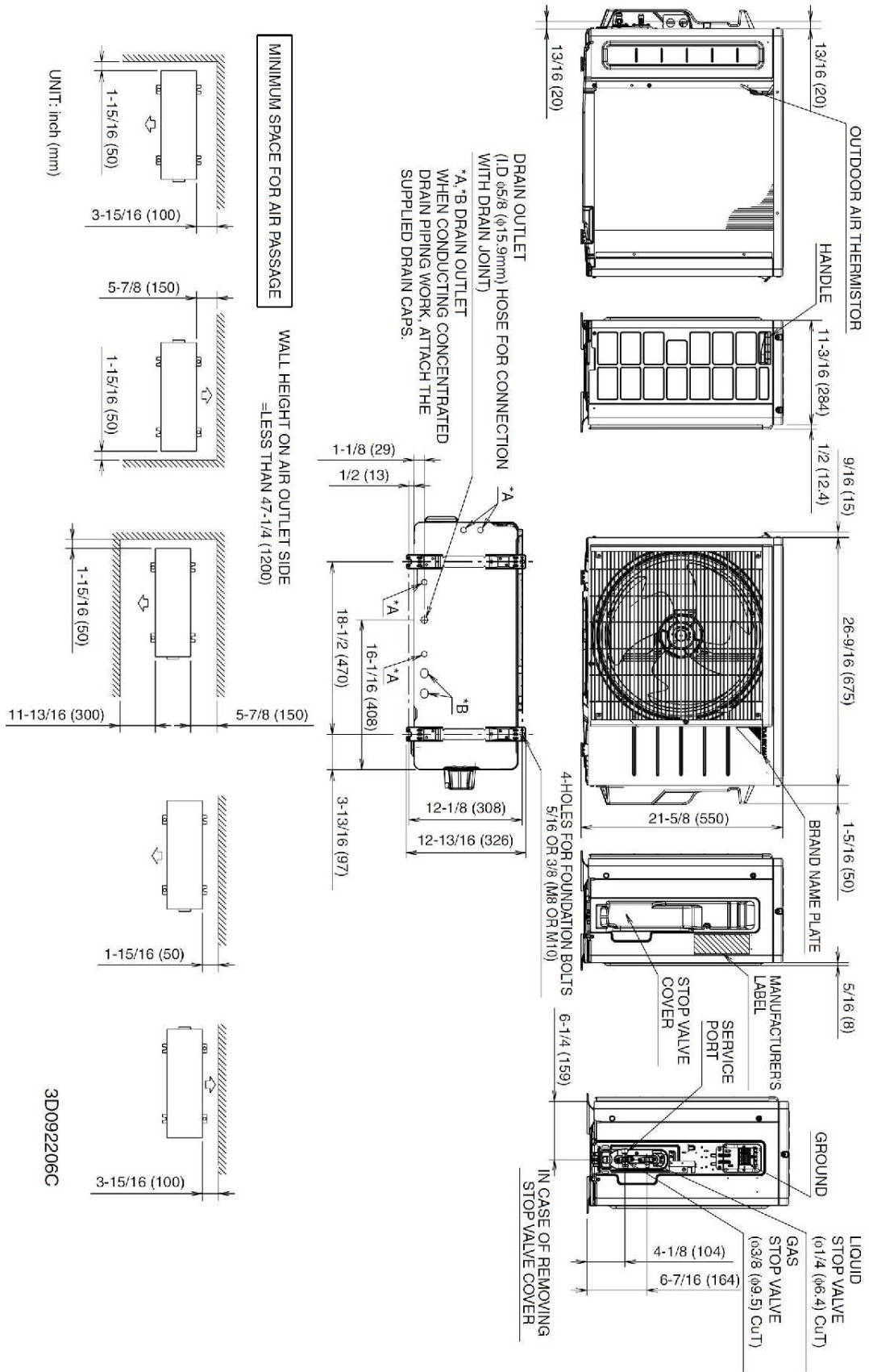
FDMQ12RVJU Dimensional Data



Daikin North America LLC 5151 San Felipe, Suite 500 Houston, TX 77056

(Daikin's products are subject to continuous improvements. Daikin reserves the right to modify product design, specifications and information in this data sheet without notice and without incurring any obligations)

RXL12QMVJU9 Dimensional Data



Daikin North America LLC 5151 San Felipe, Suite 500 Houston, TX 77056

(Daikin's products are subject to continuous improvements. Daikin reserves the right to modify product design, specifications and information in this data sheet without notice and without incurring any obligations)

Optional Accessories



Indoor Unit – One Controller required

Included	Part Number	Description
	BRC1E73	Wired Remote Controller
	BRC082A43	Wireless Remote Controller
	KRCS01-4B	Remote Sensor
	DACA-CP2-1	Maxi Orange Condensate Pump (up to 49 ft head)
	DACA-CP3-1	Mini Condensate Pump (up to 33 ft head)
	KRP1C74	Wiring Adaptor
	KRP4A98	Mounting Plate
	DFBS27A13	MERV 13 Filter Kit
	AZAI6WSCDKA	DKN Cloud Wi-Fi Adaptor
	KRP4A71	Group Control Adaptor PCB

Outdoor Unit

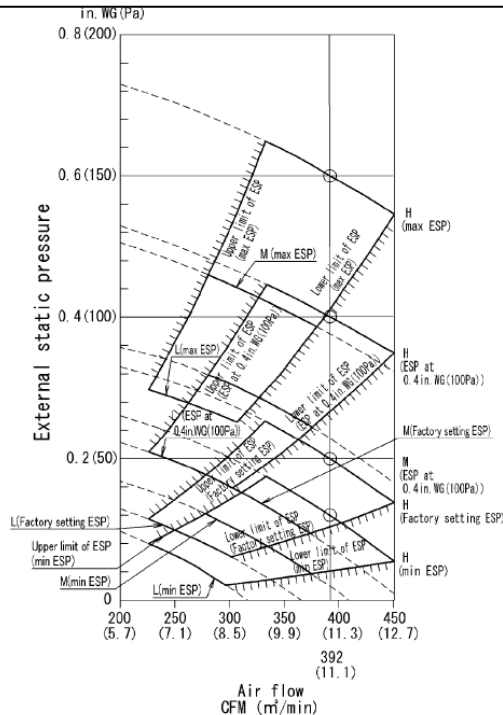
Included	Part Number	Description
	DACA-WB-1	Powder-Coated Wall-Mounted Bracket
	KEH067A41E	Drain Pan Heater
	KKP937A4	Drain Plug for OD Unit
	KPW937F4	Low Ambient Wind Baffle / Air Adjustment Grille (09/12 MBH)
	KKG067A41	Back protection wire net
	KPS067A41	Snow hood (intake side plate) (09 & 12)
	KPS067A42	Snow hood (intake rear plate) (09 & 12)
	KPS067A44	Snow hood (outlet) (09 & 12)

Standard Equipment



Part Number	Description
2261089	Drain Pump
2261096	Float Switch Assy.

External Static Pressure / Airflow Chart



Daikin North America LLC 5151 San Felipe, Suite 500 Houston, TX 77056

(Daikin's products are subject to continuous improvements. Daikin reserves the right to modify product design, specifications and information in this data sheet without notice and without incurring any obligations)