

FIT¹

UP TO 19.0 SEER2 & 8.8 HSPF2
1½ TO 5 TONS

DAIKIN FIT
HIGH-EFFICIENCY, COMMUNICATING,
VARIABLE-SPEED,
INVERTER DRIVE SIDE DISCHARGE
R-32 SPLIT SYSTEM HEAT PUMP

Contents

Nomenclature.....	2
Product Specifications.....	3
Expanded Cooling Data.....	4
Expanded Heating Data.....	18
Performance Data.....	22
Sound Data	
Sound Power.....	26
Quiet Mode.....	27
Sound Pressure.....	28
AHRI Ratings (see note).....	29
Dimensions.....	30
Wiring Diagrams.....	32
Accessories.....	34



R32

Standard Features

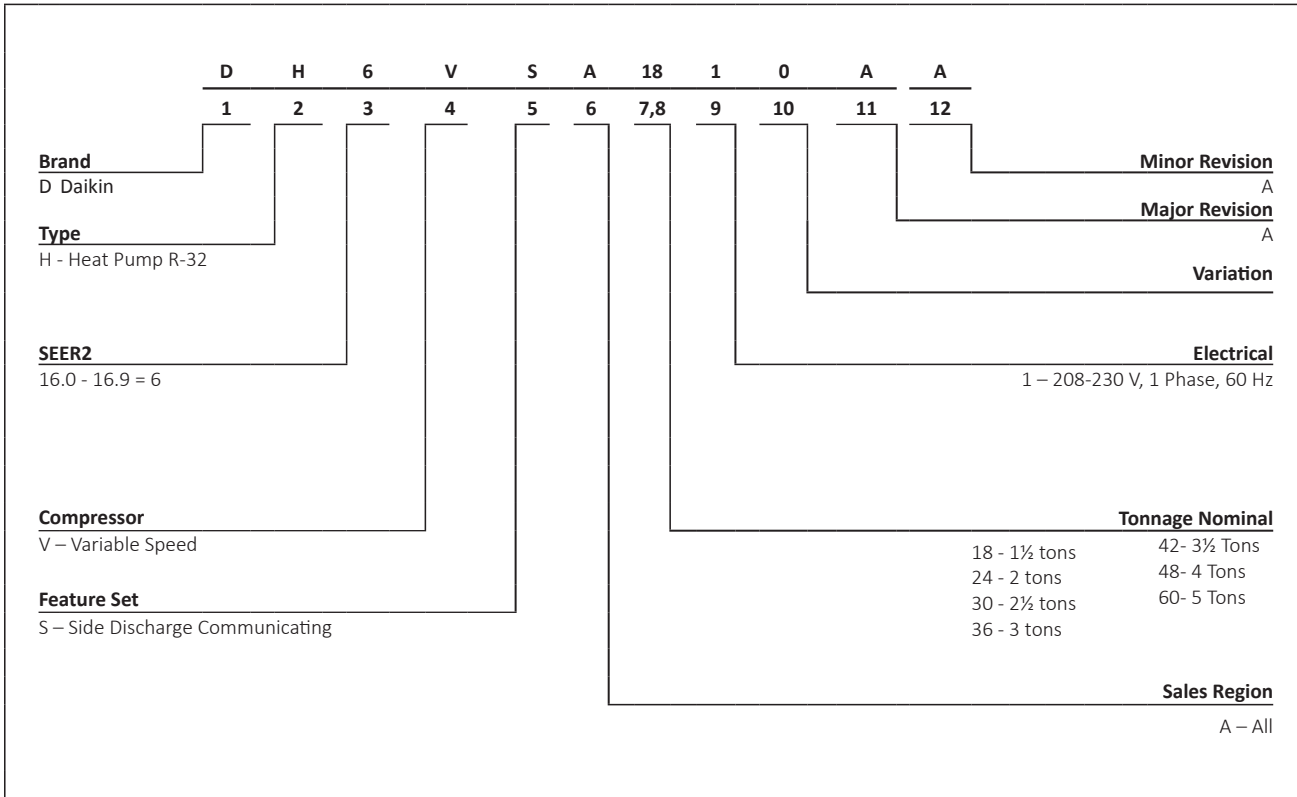
- Daikin variable-speed swing compressor
- Quiet digitally commutated fan motor
- High-density compressor sound blanket
- Compatible with Daikin One+ smart thermostat and other Daikin communicating equipment
- Daikin control algorithmic logic
- Intelligent Defrost Mode
- In communicating mode, only two low-voltage wires to outdoor unit required
- Diagnostic indicator lights, seven-segment LED display, and fault code storage
- Daikin Inside intelligence for diagnostics
- Quiet-mode - provides enhanced acoustical comfort, up to 3 different sound levels (as low as 45dBA)
- Field-selectable boost mode increases compressor speed during unusually high loads
- Field-installed bi-flow filter drier
- Coil and ambient temperature sensors
- Suction pressure transducer
- Muffler on 1.5-3.0-ton models
- Sweat connection service valves with easy access to gauge ports
- Advanced water-shedding drain pan
- Hot start technology
- AHRI Certified; ETL Listed


Cabinet Features

- Heavy-gauge galvanized steel cabinet with grille-style sound control side design
- Custom Ivory white powder-paint finish
- 500-hour salt-spray tested
- High corrosion (ZAM®), unpainted steel bottom frame and legs
- Wire fan discharge grille
- Top and side maintenance access
- When properly anchored, meets the 2023 Florida Building Code unit integrity requirements for hurricane-type winds (Anchor bracket kits available.)



* Complete warranty details available from your local dealer or at www.daikincomfort.com. To receive the 12-Year Unit Replacement Limited Warranty and 12-Year Parts Limited Warranty, online registration must be completed within 60 days of installation. Additional requirements for annual maintenance are required for the Unit Replacement Limited Warranty. Online registration and some of the additional requirements are not required in California or Québec. The duration of warranty coverage in Texas and Florida differs in some cases.



	DH6VSA 1810A*	DH6VSA 2410A*	DH6VSA 3010A*	DH6VSA 3610A*	DH6VSA 4210A*	DH6VSA 4810A*	DH6VSA 6010A*
CAPACITIES (AHRI RATED)							
Max. Cooling (BTU/h)-95F	17,100	23,200	28,400	34,200	41,000	45,500	53,500
Max. Heating (BTU/h)-47F	17,400	23,200	28,800	34,600	40,000	45,500	54,500
Max. Heating (BTU/h)-5F	13,000	14,200	17,300	20,000	27,400	28,000	33,000
AMBIENT OPERATION RANGE							
Cooling (°FDB(°CDB))	0 to 115 (-17.8 to 46.1) ²						
Heating (°FDB(°CDB))	-10 to 70 (-23.3 to 21.1)						
COMPRESSOR							
Type	Swing	Swing	Swing	Swing	Swing	Swing	Swing
CONDENSER FAN MOTOR							
Horsepower	0.09	0.09	0.20	0.20	0.36	0.36	0.36
REFRIGERATION SYSTEM							
Refrigerant Line Size ¹							
Liquid Line Size ("O.D.)	3/8"	3/8"	3/8"	3/8"	3/8"	3/8"	3/8"
Suction Line Size ("O.D.)	3/4"	3/4"	7/8"	7/8"	1 1/8"	1 1/8"	1 1/8"
Refrigerant Connection Size							
Liquid Valve Size ("O.D.)	3/8"	3/8"	3/8"	3/8"	3/8"	3/8"	3/8"
Suction Valve Size ("O.D.)	3/4"	3/4"	7/8"	7/8"	7/8"	7/8"	7/8"
Valve Connection Type	Front Sealing	Front Sealing	Front Sealing	Front Sealing	Front and Back Sealing	Front and Back Sealing	Front and Back Sealing
Refrigerant Charge (oz.)	74	74	76	83	100	100	118
Expansion Device	EEV	EEV	EEV	EEV	EEV	EEV	EEV
Superheat at Service Valve	Auto-control	Auto-control	Auto-control	Auto-control	Auto-control	Auto-control	Auto-control
Subcooling at Service Valve	10±1°F	12±1°F	14±1°F	15±1°F	8±1°F	9±1°F	9±1°F
ELECTRICAL DATA							
Voltage / Phase (60 Hz)	208-230/1	208-230/1	208-230/1	208-230/1	208-230/1	208-230/1	208-230/1
Fan/Compressor Inverter Drive Input	8.1	13.3	17.6	17.6	25.4	25.4	30
Minimum Circuit Ampacity ²	12.8	16.8	22.4	22.4	31.8	31.8	37.5
Max. Overcurrent Protection ³	15	20	25	25	35	35	40
Min / Max Volts	197/253	197/253	197/253	197/253	197/253	197/253	197/253
Electrical Conduit Size	1/2"	1/2"	1/2"	1/2"	1/2" or 3/4"	1/2" or 3/4"	1/2" or 3/4"
EQUIPMENT WEIGHT (LBS)	122	122	132	137	168	168	179
SHIP WEIGHT (LBS)	137	137	147	151	185	185	198
ENERGY STAR® CERTIFIED			NO	NO	NO	NO	NO

¹ Tested and rated in accordance with AHRI Standard 210/240

² Wire size should be determined in accordance with National Electrical Codes; extensive wire runs will require larger wire sizes

³ Must use time-delay fuses or HACR-type circuit breakers of the same size as noted.

NOTES

- Always check the S&R plate for electrical data on the unit being installed.
- Installer will need to supply 3/8" to 1 1/4" adapters for suction line connections.
- Unit is charged with refrigerant for 15' of 3/8" liquid line. System charge must be adjusted per Installation Instructions Final Charge Procedure.
(See table below for allowable line set diameter)

ENERGY STAR NOTES

Proper sizing and installation of equipment is critical to achieving optimal performance. Split system air conditioners and heat pumps must be matched with appropriate coil components to meet **ENERGY STAR** criteria. Ask your contractor for details or visit www.energystar.gov. The www.energystar.gov website provides up-to-date system combinations certified to meet **ENERGY STAR** requirements.

UNIT TONS	ALLOWABLE LINE SET DIAMETER						
	LIQUID			SUCTION			
	1/4"	5/16"	3/8"	3/8"	1/2"	3/4"	1"
1.5	x	x	x	x ¹	x		
2.0		x	x	x ¹	x		
2.5		x	x	x ¹	x		
3.0		x	x	x ¹	x		
3.5			x		x		x
4.0			x		x		x
5.0			x		x		x

x Allowable combination

*1: For marked combinations, if normal ambient operation temperature is less than 14°F, limit line set length to 50 ft. max.

OUTDOOR UNIT	DH6V*361*A*	
INDOOR UNIT	D*96TC0403B/0603B D*97MC0603B D*80TC0603B/0803B MBVK12BP D*96SC0603BU	TRIM MORE THAN 10% SETTINGS ARE INVALID. TRIMMED UP CFM MAKES MISS MATCHING ERROR.
OUTDOOR UNIT	DH6V*601*A*	
INDOOR UNIT	D*96TC0804C D*97MC0804C D*80TC0804C	TRIM MORE THAN 5% SETTINGS ARE INVALID. TRIMMED UP CFM MAKES MISS MATCHING ERROR.

EXPANDED COOLING DATA — DH6VSA1810A* / DFVE24BP1300A*

IDB*	AIRFLOW	OUTDOOR AMBIENT TEMPERATURE																							
		65°F				75°F				85°F				95°F				105°F				115°F			
		59	63	67	71	59	63	67	71	59	63	67	71	59	63	67	71	59	63	67	71	59	63	67	71
70	MBh	17.8	18.6	19.1	17.8	18.1	18.6	17.0	17.2	17.8	15.8	16.1	16.6	14.6	14.8	15.3	13.4	13.7	14.2	13.4	13.7	14.2	13.4	13.7	14.2
	S/T	0.62	0.52	0.38	0.60	0.52	0.38	0.62	0.54	0.41	0.63	0.56	0.42	0.65	0.58	0.44	0.70	0.63	0.49	0.70	0.63	0.49	0.70	0.63	0.49
	ΔT	22	18	14	19	17	14	19	17	14	19	16	13	18	16	13	18	16	14	18	16	14	18	16	14
	kW	0.85	0.93	0.93	1.08	1.07	1.07	1.24	1.24	1.24	1.24	1.43	1.43	1.64	1.64	1.64	1.89	1.89	1.89	1.89	1.89	1.89	1.89	1.89	1.89
	Amps	3.6	3.9	3.9	4.4	4.4	4.4	5.0	4.9	4.9	5.6	5.6	5.6	6.5	6.5	6.5	7.7	7.7	7.7	7.7	7.7	7.7	7.7	7.7	7.7
	Hi PR	234	237	238	277	278	279	321	322	323	369	370	371	421	423	424	479	480	482	479	480	482	479	480	482
	Lo PR	121	122	129	125	128	135	130	133	141	134	137	145	142	143	148	142	146	153	142	146	153	142	146	153
	MBh	18.6	18.9	19.4	18.1	18.3	18.9	17.2	17.5	18.0	16.1	16.4	16.9	14.8	15.1	15.6	13.7	13.9	14.4	13.7	13.9	14.4	13.7	13.9	14.4
	S/T	0.67	0.59	0.46	0.67	0.59	0.46	0.69	0.62	0.48	0.71	0.63	0.50	0.73	0.65	0.52	0.99	0.70	0.57	0.99	0.70	0.57	0.99	0.70	0.57
	ΔT	18	16	13	18	16	13	18	16	13	18	15	12	16	14	11	16	14	11	16	14	11	16	14	11
	kW	0.94	0.94	0.93	1.08	1.08	1.08	1.26	1.26	1.25	1.44	1.44	1.44	1.66	1.65	1.65	1.90	1.90	1.90	1.90	1.90	1.90	1.90	1.90	1.90
	Amps	3.9	3.9	3.9	4.4	4.4	4.4	5.0	5.0	5.0	5.7	5.7	5.7	6.6	6.6	6.6	7.7	7.7	7.7	7.7	7.7	7.7	7.7	7.7	7.7
Hi PR	238	239	241	279	280	282	323	324	326	371	372	374	424	425	427	481	482	484	481	482	484	481	482	484	
Lo PR	121	124	131	127	130	138	132	135	143	136	139	147	142	143	151	144	148	156	142	148	156	144	148	156	
MBh	19.0	19.2	19.8	18.4	18.7	19.2	17.6	17.8	18.4	16.4	16.7	17.2	15.2	15.4	15.9	14.0	14.2	14.7	14.0	14.2	14.7	14.0	14.2	14.7	
S/T	0.71	0.63	0.49	0.71	0.63	0.50	0.73	0.65	0.52	0.75	0.67	0.54	0.76	0.69	0.56	0.99	0.74	0.60	0.99	0.74	0.60	0.99	0.74	0.60	
ΔT	17	15	12	17	15	12	17	15	12	16	14	11	15	14	11	16	14	11	16	14	11	16	14	11	
kW	0.94	0.94	0.94	1.09	1.09	1.09	1.26	1.26	1.25	1.44	1.44	1.44	1.66	1.65	1.65	1.91	1.91	1.91	1.91	1.91	1.91	1.91	1.91	1.91	
Amps	4.0	3.9	3.9	4.4	4.4	4.4	5.0	5.0	5.0	5.7	5.7	5.7	6.6	6.6	6.6	7.8	7.8	7.8	7.8	7.8	7.8	7.8	7.8	7.8	
Hi PR	240	241	243	281	283	284	325	327	328	374	375	376	426	428	429	484	485	487	484	485	487	484	485	487	
Lo PR	123	127	134	129	133	140	134	138	145	138	142	149	142	145	153	146	150	158	146	150	158	146	150	158	
MBh	17.8	18.6	19.1	17.8	18.1	18.6	17.0	17.2	17.8	15.8	16.1	16.6	14.6	14.8	15.3	13.4	13.7	14.2	13.4	13.7	14.2	13.4	13.7	14.2	
S/T	0.76	0.64	0.51	0.75	0.67	0.54	0.75	0.67	0.54	0.75	0.69	0.55	1.00	0.78	0.65	0.99	0.75	0.62	0.99	0.75	0.62	0.99	0.75	0.62	
ΔT	26	22	18	23	21	18	23	21	18	23	20	17	21	19	16	22	20	17	22	20	17	22	20	17	
kW	0.85	0.93	0.93	1.07	1.07	1.07	1.24	1.24	1.24	1.43	1.43	1.42	1.64	1.64	1.64	1.89	1.89	1.89	1.89	1.89	1.89	1.89	1.89	1.89	
Amps	3.6	3.9	3.9	4.4	4.4	4.4	5.0	5.0	5.0	5.6	5.6	5.6	6.5	6.5	6.5	7.7	7.7	7.7	7.7	7.7	7.7	7.7	7.7	7.7	
Hi PR	234	237	238	277	278	280	321	322	324	369	370	372	422	423	424	479	480	482	479	480	482	479	480	482	
Lo PR	121	122	129	125	128	135	130	133	141	134	137	145	142	143	148	142	146	154	142	146	154	142	146	154	
MBh	18.6	18.9	19.4	18.1	18.3	18.9	17.3	17.5	18.0	16.1	16.4	16.9	14.9	15.1	15.6	13.7	13.9	14.4	13.7	13.9	14.4	13.7	13.9	14.4	
S/T	0.80	0.72	0.58	0.80	0.72	0.59	0.82	0.75	0.61	0.75	0.63	0.49	1.00	0.78	0.65	0.99	0.83	0.69	0.99	0.83	0.69	0.99	0.83	0.69	
ΔT	22	20	17	22	20	17	21	20	16	21	19	16	20	18	15	20	19	16	20	19	16	20	19	16	
kW	0.94	0.93	0.93	1.08	1.08	1.08	1.25	1.25	1.25	1.44	1.43	1.44	1.65	1.65	1.65	1.90	1.90	1.90	1.90	1.90	1.90	1.90	1.90	1.90	
Amps	3.9	3.9	3.9	4.4	4.4	4.4	5.0	5.0	5.0	5.7	5.7	5.7	6.6	6.6	6.6	7.7	7.7	7.7	7.7	7.7	7.7	7.7	7.7	7.7	
Hi PR	238	239	241	279	280	282	323	324	326	371	372	374	424	425	427	482	483	484	482	483	484	482	483	484	
Lo PR	121	124	131	127	130	138	132	135	143	136	139	147	142	143	151	144	148	156	142	148	156	144	148	156	
MBh	19.0	19.2	19.8	18.4	18.7	19.2	17.6	17.8	18.4	16.5	16.7	17.2	15.2	15.4	15.9	14.0	14.2	14.7	14.0	14.2	14.7	14.0	14.2	14.7	
S/T	0.83	0.76	0.62	0.84	0.76	0.63	1.01	0.78	0.65	0.80	0.66	0.52	1.00	0.82	0.68	0.99	0.86	0.73	0.99	0.86	0.73	0.99	0.86	0.73	
ΔT	21	19	16	20	19	15	20	19	15	20	18	15	20	18	15	19	18	15	19	18	15	19	18	15	
kW	0.94	0.94	0.94	1.09	1.09	1.09	1.26	1.25	1.25	1.44	1.44	1.44	1.66	1.65	1.65	1.91	1.91	1.91	1.91	1.91	1.91	1.91	1.91	1.91	
Amps	3.9	3.9	3.9	4.4	4.4	4.4	5.0	5.0	5.0	5.7	5.7	5.7	6.6	6.6	6.6	7.8	7.8	7.8	7.8	7.8	7.8	7.8	7.8	7.8	
Hi PR	241	242	243	282	283	284	326	327	328	374	375	377	427	428	430	484	485	487	484	485	487	484	485	487	
Lo PR	123	127	134	129	133	140	134	138	145	138	142	149	142	145	153	146	150	158	142	148	156	144	148	156	

kW = Total system power
Amps = outdoor unit amps

Shaded area is ACCA (TVA) conditions

IDB*: Entering Indoor Dry Bulb Temperature
High and low pressures are measured at the liquid and suction service valves.
Airflow may vary depending on actual ambient conditions and system operation modes.

EXPANDED COOLING DATA — DH6VSA1810A* / DFVE24BP1300A* (CONT.)

IDB*	AIRFLOW	OUTDOOR AMBIENT TEMPERATURE																																			
		65°F						75°F						85°F						95°F						105°F						115°F					
		59	63	67	71	59	63	67	71	59	63	67	71	59	63	67	71	59	63	67	71	59	63	67	71	59	63	67	71								
520	MBh	18.4	18.7	19.2	20.1	17.9	18.2	18.7	19.5	17.1	17.3	17.9	18.7	15.9	16.2	16.7	17.5	14.7	14.9	15.4	16.2	13.5	13.8	14.3	15.0												
	S/T	0.85	0.77	0.63	0.49	1.01	0.77	0.64	0.50	1.01	0.79	0.66	0.52	1.00	0.81	0.68	0.53	1.00	0.83	0.69	0.55	0.99	0.99	0.74	0.60												
	ΔT	27	26	22	19	27	25	22	18	26	25	21	18	25	24	21	17	25	23	20	17	25	23	21	17												
	kW	0.93	0.93	0.93	0.93	1.07	1.07	1.07	1.08	1.24	1.24	1.24	1.25	1.43	1.43	1.43	1.43	1.64	1.64	1.64	1.65	1.89	1.89	1.89	1.90												
	Amps	3.9	3.9	3.9	3.9	4.4	4.4	4.4	4.4	5.0	4.9	4.9	5.0	5.6	5.6	5.6	5.7	6.5	6.5	6.5	6.5	7.7	7.7	7.7	7.7												
	Hi PR	236	237	239	243	277	278	280	284	321	322	324	328	369	370	372	376	422	423	425	429	479	480	482	487												
	Lo PR	119	123	130	141	125	129	136	148	130	134	141	153	134	138	145	157	138	141	149	161	143	146	154	166												
	MBh	18.7	19.0	19.5	20.4	18.2	18.4	19.0	19.8	17.3	17.6	18.1	18.9	16.2	16.5	17.1	17.8	14.9	15.2	15.7	16.5	13.8	14.0	14.5	15.3												
	S/T	0.92	0.85	0.71	0.57	1.01	0.85	0.71	0.57	1.01	0.87	0.73	0.59	1.00	0.88	0.75	0.61	1.00	0.90	0.77	0.63	0.99	0.99	0.82	0.68												
	ΔT	26	24	21	17	25	24	20	17	25	23	20	17	24	23	20	16	23	22	19	16	24	22	19	16												
kW	0.94	0.94	0.93	0.94	1.08	1.08	1.08	1.09	1.25	1.25	1.25	1.26	1.44	1.44	1.44	1.44	1.65	1.65	1.65	1.66	1.90	1.90	1.90	1.91													
Amps	3.9	3.9	3.9	4.0	4.4	4.4	4.4	4.4	5.0	5.0	5.0	5.0	5.7	5.7	5.7	5.7	6.6	6.5	6.5	6.6	7.7	7.7	7.7	7.8													
Hi PR	239	240	241	245	280	281	282	287	324	325	326	331	372	373	375	379	425	426	428	432	482	483	485	489													
Lo PR	121	125	132	144	127	131	138	150	132	136	143	155	136	140	150	160	140	144	151	163	145	148	156	169													
MBh	19.1	19.3	19.9	20.7	18.5	18.8	19.3	20.1	17.7	17.9	18.5	19.3	16.5	16.8	17.3	18.1	15.3	15.5	16.0	16.8	14.1	14.3	14.8	15.6													
S/T	1.01	0.88	0.75	0.61	1.01	0.89	0.75	0.61	1.01	0.91	0.77	0.63	1.00	0.92	0.79	0.65	1.00	1.00	0.81	0.67	0.99	0.99	0.85	0.71													
ΔT	25	23	20	16	24	23	19	16	24	22	19	16	23	22	18	15	22	21	18	15	23	21	18	15													
kW	0.94	0.94	0.94	0.95	1.09	1.09	1.09	1.10	1.26	1.26	1.25	1.26	1.44	1.44	1.44	1.45	1.66	1.65	1.65	1.66	1.91	1.91	1.91	1.92													
Amps	4.0	3.9	3.9	4.0	4.4	4.4	4.4	4.4	5.0	5.0	5.0	5.0	5.7	5.7	5.7	5.7	6.6	6.6	6.6	6.6	7.8	7.8	7.8	7.8													
Hi PR	241	242	244	248	282	283	285	289	326	327	329	333	374	375	377	381	427	428	430	434	484	486	487	492													
Lo PR	124	127	134	146	130	133	141	153	135	138	146	158	139	142	150	162	142	146	153	166	147	151	158	171													
MBh	18.7	19.0	19.5	20.4	18.2	18.5	19.0	19.8	17.4	17.6	18.1	19.0	16.2	16.5	17.0	17.8	15.0	15.2	15.7	16.5	13.8	14.0	14.5	15.3													
S/T	1.01	0.87	0.74	0.59	1.01	0.87	0.74	0.60	1.01	1.01	0.76	0.62	1.00	1.00	0.78	0.63	1.00	1.00	0.79	0.65	0.99	0.99	0.84	0.70													
ΔT	31	29	26	22	30	28	25	22	30	28	25	21	29	27	24	21	28	26	23	20	28	27	24	21													
kW	0.93	0.93	0.93	0.94	1.08	1.08	1.07	1.08	1.24	1.24	1.24	1.25	1.43	1.43	1.43	1.44	1.64	1.64	1.64	1.65	1.90	1.89	1.89	1.90													
Amps	3.9	3.9	3.9	3.9	4.4	4.4	4.4	4.4	5.0	5.0	4.9	5.0	5.6	5.6	5.6	5.7	6.5	6.5	6.5	6.6	7.7	7.7	7.7	7.7													
Hi PR	237	238	240	244	278	279	281	285	322	323	325	329	371	372	373	378	423	424	426	430	481	482	483	488													
Lo PR	121	125	132	143	127	131	138	150	132	136	143	155	136	140	147	159	140	143	151	163	144	148	156	168													
MBh	19.0	19.3	19.8	20.7	18.5	18.7	19.3	20.1	17.6	17.9	18.4	19.2	16.5	16.7	17.3	18.1	15.2	15.5	16.0	16.7	14.1	14.3	14.8	15.5													
S/T	1.01	0.95	0.81	0.67	1.01	0.95	0.81	0.67	1.01	1.01	0.84	0.69	1.00	1.00	0.85	0.71	1.00	1.00	0.87	0.73	0.99	0.99	0.92	0.78													
ΔT	29	28	24	21	29	27	24	20	28	27	23	20	27	26	23	20	27	25	22	19	27	25	22	19													
kW	0.94	0.94	0.94	0.94	1.08	1.08	1.08	1.09	1.25	1.25	1.25	1.26	1.44	1.44	1.44	1.45	1.65	1.65	1.65	1.66	1.90	1.90	1.90	1.91													
Amps	3.9	3.9	3.9	4.0	4.4	4.4	4.4	4.4	5.0	5.0	5.0	5.0	5.7	5.7	5.7	5.7	6.6	6.6	6.6	6.6	7.8	7.8	7.7	7.8													
Hi PR	240	241	242	247	281	282	284	288	325	326	328	332	373	374	376	380	426	427	429	433	483	484	486	490													
Lo PR	123	127	134	146	129	133	140	152	134	138	145	157	138	142	149	161	142	145	153	165	146	150	158	171													
MBh	19.4	19.6	20.2	21.0	18.8	19.1	19.6	20.4	18.0	18.2	18.8	19.6	16.8	17.1	17.6	18.4	15.6	15.8	16.3	17.1	14.4	14.6	15.1	15.9													
S/T	1.01	0.99	0.85	0.71	1.01	0.99	0.85	0.71	1.01	1.01	0.87	0.73	1.00	1.00	0.89	0.75	1.00	1.00	0.91	0.77	0.99	0.99	0.99	0.81													
ΔT	28	27	23	20	28	26	23	19	27	26	22	19	26	25	22	19	26	24	21	18	26	24	21	18													
kW	0.94	0.94	0.94	0.95	1.09	1.09	1.09	1.10	1.26	1.26	1.26	1.27	1.45	1.44	1.44	1.45	1.66	1.66	1.66	1.66	1.91	1.91	1.91	1.92													
Amps	4.0	4.0	3.9	4.0	4.4	4.4	4.4	4.5	5.0	5.0	5.0	5.0	5.7	5.7	5.7	5.7	6.6	6.6	6.6	6.6	7.8	7.8	7.8	7.8													
Hi PR	242	243	245	249	283	284	286	290	327	328	330	334	375	377	378	383	428	429	431	435	486	487	489	493													
Lo PR	126	129	136	148	132	135	142	155	136	140	148	160	140	144	152	164	144	148	155	168	149	152	160	173													

kW = Total system power
Amps = outdoor unit amps

Shaded area is AHRI conditions

IDB*: Entering Indoor Dry Bulb Temperature
High and low pressures are measured at the liquid and suction service valves.
Airflow may vary depending on actual ambient conditions and system operation modes.

EXPANDED COOLING DATA — DH6VSA2410A* / DFVE24BP1300A*

IDB*	OUTDOOR AMBIENT TEMPERATURE																								
	65°F				75°F				85°F				95°F				105°F				115°F				
	AIRFLOW	59	63	67	71	59	63	67	71	59	63	67	71	59	63	67	71	59	63	67	71	59	63	67	71
680	MBh	20.3	25.6	26.3	27.5	24.4	24.7	25.5	26.6	23.1	23.5	24.2	25.3	21.5	21.8	22.5	23.6	19.7	20.0	20.7	21.7	18.0	18.3	19.0	20.0
	S/T	0.63	0.51	0.37	0.36	0.59	0.51	0.38	0.39	0.61	0.53	0.40	0.41	0.63	0.55	0.42	0.48	0.64	0.57	0.44	0.42	0.69	0.62	0.49	0.47
	ΔT	22	19	15	15	20	18	15	15	20	18	15	15	19	17	14	14	18	16	13	14	19	17	14	14
	kW	1.09	1.57	1.56	1.78	1.78	1.78	1.78	1.79	2.02	2.02	2.01	2.03	2.28	2.27	2.27	2.29	2.57	2.56	2.56	2.57	2.91	2.90	2.90	2.91
	Amps	4.4	6.0	6.0	6.8	6.8	6.8	6.8	6.8	7.8	7.8	7.8	7.9	8.9	8.9	8.9	8.9	10.0	10.0	9.9	10.0	10.1	10.2	10.2	10.2
	Hi PR	243	261	263	306	303	304	306	311	349	350	352	355	399	401	402	405	454	455	457	463	513	514	516	519
	Lo PR	120	119	126	142	121	125	132	144	126	130	138	142	130	134	141	146	133	137	145	151	138	142	150	154
	MBh	23.2	26.0	26.7	28.4	24.8	25.1	25.8	27.0	23.5	23.8	24.6	25.7	21.8	22.2	22.9	24.0	20.0	20.3	21.0	22.1	18.3	18.7	19.3	20.3
	S/T	0.69	0.58	0.45	0.44	0.66	0.59	0.45	0.46	0.68	0.61	0.48	0.51	0.70	0.62	0.49	0.53	0.72	0.64	0.51	0.50	0.76	0.69	0.56	0.56
	ΔT	21	17	14	14	19	17	13	13	18	17	13	13	18	16	13	13	17	15	12	12	17	16	13	13
kW	1.28	1.58	1.58	1.79	1.79	1.79	1.79	1.79	2.03	2.03	2.03	2.03	2.29	2.29	2.28	2.29	2.58	2.58	2.57	2.58	2.92	2.92	2.91	2.92	
Amps	5.0	6.0	6.0	6.8	6.9	6.9	6.8	6.8	7.9	7.9	7.9	7.9	9.0	9.0	9.0	9.0	10.0	10.0	10.0	10.0	10.1	10.1	10.1	10.1	
Hi PR	251	263	265	306	306	307	309	311	352	353	355	358	402	403	405	408	457	458	460	463	516	517	519	522	
Lo PR	120	121	129	142	123	127	135	144	128	132	140	142	131	136	144	146	135	139	147	151	140	144	152	154	
MBh	26.1	26.5	27.2	28.4	25.2	25.6	26.3	27.0	24.0	24.3	25.0	25.7	22.3	22.6	23.3	24.0	20.4	20.8	21.4	22.1	18.8	19.1	19.7	20.3	
S/T	0.70	0.62	0.49	0.44	0.70	0.62	0.49	0.46	0.72	0.65	0.51	0.51	0.74	0.66	0.53	0.53	0.75	0.68	0.55	0.55	0.80	0.73	0.60	0.60	
ΔT	18	16	13	13	17	16	12	12	17	15	12	12	16	15	12	12	16	14	11	11	16	15	12	12	
kW	1.59	1.59	1.59	1.80	1.80	1.80	1.80	1.80	2.04	2.04	2.04	2.04	2.30	2.30	2.29	2.29	2.59	2.59	2.58	2.58	2.93	2.93	2.92	2.92	
Amps	6.1	6.1	6.1	6.8	6.9	6.9	6.9	6.9	7.9	7.9	7.9	7.9	9.1	9.0	9.0	9.0	10.0	10.0	10.0	10.0	10.1	10.1	10.1	10.1	
Hi PR	265	266	268	311	308	310	311	311	355	356	358	358	405	406	408	408	459	461	463	463	518	520	522	522	
Lo PR	119	124	131	142	125	129	137	149	130	134	142	142	134	138	146	146	137	142	150	150	142	146	154	154	

680	MBh	20.3	25.6	26.3	27.5	24.4	24.7	25.5	26.6	23.1	23.5	24.2	25.3	21.5	21.8	22.5	23.6	19.7	20.0	20.7	21.7	18.0	18.3	19.0	20.0
	S/T	0.77	0.64	0.50	0.36	0.71	0.64	0.51	0.36	0.74	0.66	0.53	0.39	0.75	0.68	0.54	0.41	0.77	0.70	0.56	0.42	0.99	0.74	0.61	0.47
	ΔT	26	23	19	16	24	22	19	15	24	22	18	15	23	21	18	14	22	20	17	14	22	20	17	14
	kW	1.09	1.57	1.56	1.58	1.78	1.78	1.77	1.79	2.02	2.01	2.01	2.03	2.27	2.27	2.27	2.29	2.56	2.56	2.56	2.57	2.90	2.90	2.90	2.91
	Amps	4.4	6.0	6.0	6.0	6.8	6.8	6.8	6.8	7.8	7.8	7.8	7.9	8.9	8.9	8.9	9.0	10.0	9.9	9.9	10.0	10.2	10.2	10.2	10.1
	Hi PR	244	261	263	267	303	304	306	311	349	351	352	357	400	401	403	407	454	455	457	462	513	514	516	521
	Lo PR	120	119	126	138	121	125	133	144	126	130	138	149	130	134	142	153	133	138	145	157	138	142	150	162
	MBh	23.2	26.0	26.7	27.9	24.8	25.1	25.9	27.0	23.5	23.9	24.6	25.7	21.9	22.2	22.9	24.0	20.0	20.3	21.0	22.1	18.4	18.7	19.3	20.3
	S/T	0.83	0.71	0.58	0.44	0.79	0.71	0.58	0.44	0.81	0.73	0.60	0.46	0.82	0.75	0.62	0.48	1.00	0.77	0.64	0.50	0.99	0.82	0.68	0.55
	ΔT	25	21	18	14	23	21	17	14	22	20	17	14	21	20	16	13	20	19	16	12	21	19	16	13
kW	1.28	1.58	1.58	1.59	1.79	1.79	1.79	1.80	2.03	2.03	2.02	2.04	2.29	2.28	2.28	2.30	2.58	2.58	2.57	2.59	2.92	2.92	2.91	2.93	
Amps	5.0	6.0	6.0	6.1	6.9	6.8	6.8	6.9	7.9	7.9	7.8	7.9	9.0	9.0	9.0	9.0	10.0	10.0	10.0	10.0	10.1	10.1	10.1	10.1	
Hi PR	251	264	265	270	306	307	309	314	352	353	355	360	402	403	405	410	457	458	460	465	516	517	519	524	
Lo PR	120	121	129	140	123	127	135	146	128	132	140	151	132	136	144	155	135	140	147	159	140	144	152	164	
MBh	26.1	26.5	27.2	28.4	25.2	25.6	26.3	27.5	24.0	24.3	25.0	26.1	22.3	22.6	23.3	24.4	20.5	20.8	21.5	22.5	18.8	19.1	19.8	20.8	
S/T	0.82	0.75	0.61	0.47	0.83	0.75	0.62	0.48	0.85	0.77	0.64	0.50	1.00	0.79	0.66	0.52	1.00	0.81	0.67	0.54	0.99	0.85	0.72	0.58	
ΔT	22	20	17	13	21	20	16	13	21	19	16	13	20	19	15	12	19	18	15	11	20	18	15	12	
kW	1.59	1.59	1.59	1.60	1.80	1.80	1.80	1.81	2.04	2.04	2.04	2.05	2.30	2.30	2.29	2.31	2.59	2.59	2.58	2.60	2.93	2.93	2.92	2.94	
Amps	6.1	6.1	6.1	6.1	6.9	6.9	6.9	7.0	7.9	7.9	7.9	8.0	9.0	9.0	9.0	9.1	10.0	10.0	10.0	10.1	10.1	10.1	10.1	10.1	
Hi PR	265	266	268	273	309	310	312	316	355	356	358	362	405	406	408	413	460	461	463	467	519	520	522	526	
Lo PR	119	124	131	142	125	129	137	149	130	134	142	154	134	138	146	158	137	142	150	162	142	147	154	167	

IDB*: Entering Indoor Dry Bulb Temperature
 High and low pressures are measured at the liquid and suction service valves.
 Airflow may vary depending on actual ambient conditions and system operation modes.

Shaded area is ACCA (TVA) conditions
 kW = Total system power
 Amps = outdoor unit amps

EXPANDED COOLING DATA — DH6VSA2410A* / DFVE24BP1300A* (CONT.)

IDB*	AIRFLOW	OUTDOOR AMBIENT TEMPERATURE																							
		65°F				75°F				85°F				95°F				105°F				115°F			
		59	63	67	71	59	63	67	71	59	63	67	71	59	63	67	71	59	63	67	71	59	63	67	71
680	MBh	21.9	25.7	26.5	27.6	24.5	24.9	25.6	26.7	23.3	23.6	24.3	25.4	21.6	21.9	22.6	23.7	19.8	20.1	20.8	21.8	18.1	18.4	19.1	20.1
	S/T	0.89	0.76	0.63	0.48	0.84	0.76	0.63	0.49	1.01	0.78	0.65	0.51	1.00	0.80	0.67	0.53	1.00	0.82	0.69	0.55	0.99	0.86	0.73	0.59
	ΔT	31	27	23	20	28	26	23	19	27	26	22	19	26	25	21	18	25	24	21	17	26	24	21	18
	KW	1.19	1.57	1.56	1.58	1.78	1.78	1.78	1.79	2.02	2.02	2.01	2.03	2.28	2.27	2.27	2.29	2.56	2.56	2.56	2.58	2.90	2.90	2.90	2.92
	Amps	4.7	6.0	6.0	6.0	6.8	6.8	6.8	6.9	7.8	7.8	7.8	7.9	8.9	8.9	8.9	9.0	10.0	10.0	10.0	10.0	10.2	10.2	10.2	10.1
	Hi PR	247	261	263	268	304	305	307	311	350	351	353	358	400	401	403	408	455	456	458	462	514	515	517	522
	Lo PR	120	120	127	138	121	126	133	144	126	131	138	150	130	134	142	154	134	138	146	158	138	143	151	163
	MBh	25.2	26.1	26.9	28.0	24.9	25.2	26.0	27.1	23.6	24.0	24.7	25.8	22.0	22.3	23.2	24.1	20.1	20.5	21.1	22.2	18.5	18.8	19.4	20.5
	S/T	0.95	0.83	0.70	0.56	1.01	0.84	0.70	0.56	1.01	0.86	0.72	0.58	1.00	0.87	0.74	0.60	1.00	0.89	0.76	0.62	0.99	0.94	0.81	0.67
	ΔT	30	25	22	18	27	25	21	18	26	24	21	18	25	23	20	17	24	23	19	16	25	23	20	17
KW	1.42	1.58	1.58	1.59	1.79	1.79	1.79	1.80	2.03	2.03	2.03	2.04	2.29	2.29	2.29	2.30	2.58	2.58	2.57	2.59	2.92	2.92	2.91	2.93	
Amps	5.5	6.0	6.0	6.1	6.9	6.9	6.8	6.9	7.9	7.9	7.9	7.9	9.0	9.0	9.0	9.1	10.0	10.0	10.0	10.0	10.1	10.1	10.1	10.1	
Hi PR	255	264	266	270	306	308	309	314	353	354	356	360	403	404	404	411	458	459	461	465	517	518	520	524	
Lo PR	119	122	129	140	123	128	135	147	128	133	140	152	132	136	146	156	136	140	148	160	140	145	153	165	
MBh	26.2	26.6	27.4	28.5	25.4	25.7	26.5	27.6	24.1	24.4	25.2	26.3	22.4	22.8	23.5	24.5	20.6	20.9	21.6	22.6	18.9	19.2	19.9	20.9	
S/T	0.95	0.87	0.74	0.60	1.01	0.87	0.74	0.60	1.01	0.89	0.76	0.62	1.00	0.91	0.78	0.64	1.00	0.93	0.80	0.66	0.99	0.99	0.84	0.70	
ΔT	26	24	21	17	25	24	20	17	25	23	20	17	24	22	19	16	23	22	18	15	24	22	19	16	
KW	1.59	1.59	1.59	1.60	1.80	1.80	1.80	1.81	2.04	2.04	2.04	2.05	2.30	2.30	2.29	2.31	2.59	2.59	2.58	2.60	2.93	2.93	2.92	2.94	
Amps	6.1	6.1	6.1	6.1	6.9	6.9	6.9	7.0	7.9	7.9	7.9	8.0	9.1	9.0	9.0	9.1	10.0	10.0	10.0	10.1	10.1	10.1	10.1	10.1	
Hi PR	266	267	269	273	309	310	312	317	355	356	358	363	405	407	408	413	460	461	463	468	519	520	522	527	
Lo PR	120	124	131	143	126	130	138	149	130	135	143	154	134	139	146	158	138	142	150	162	142	147	155	167	

680	MBh	23.4	26.1	26.9	28.1	24.9	25.3	26.0	27.1	23.7	24.0	24.7	25.8	22.0	22.3	23.0	24.1	20.2	20.5	21.2	22.2	18.5	18.8	19.5	20.5
	S/T	1.01	0.86	0.73	0.58	1.01	0.86	0.73	0.59	1.01	0.88	0.75	0.61	1.00	1.00	0.77	0.63	1.00	1.00	0.78	0.65	0.99	0.99	0.83	0.69
	ΔT	35	31	27	23	31	30	26	23	31	29	26	22	30	28	25	22	29	27	24	21	29	27	24	21
	KW	1.27	1.57	1.57	1.58	1.78	1.78	1.78	1.79	2.02	2.02	2.02	2.03	2.28	2.28	2.27	2.29	2.57	2.57	2.56	2.58	2.91	2.91	2.90	2.92
	Amps	5.0	6.0	6.0	6.0	6.8	6.8	6.8	6.9	7.8	7.8	7.8	7.9	9.0	9.0	8.9	9.0	10.0	10.0	10.0	10.0	10.1	10.1	10.1	10.1
	Hi PR	250	263	265	269	305	306	308	313	351	352	354	359	401	402	404	409	456	457	459	464	515	516	518	523
	Lo PR	120	121	129	140	123	127	135	146	128	132	140	152	132	136	144	156	135	140	148	159	140	144	152	164
	MBh	26.2	26.5	27.3	28.4	25.3	25.7	26.4	27.5	24.0	24.4	25.1	26.2	22.4	22.7	23.4	24.5	20.5	20.8	21.5	22.6	18.8	19.2	19.8	20.8
	S/T	1.01	0.93	0.80	0.66	1.01	0.94	0.80	0.66	1.01	0.96	0.82	0.68	1.00	1.00	0.84	0.70	1.00	1.00	0.86	0.72	0.99	0.99	0.90	0.77
	ΔT	31	29	26	22	30	28	25	21	30	28	25	21	29	27	24	20	27	26	23	19	28	26	23	20
KW	1.59	1.58	1.58	1.60	1.80	1.80	1.79	1.81	2.03	2.03	2.03	2.05	2.29	2.29	2.29	2.30	2.58	2.58	2.58	2.59	2.92	2.92	2.92	2.93	
Amps	6.1	6.1	6.0	6.1	6.9	6.9	6.9	6.9	7.9	7.9	7.9	7.9	9.0	9.0	9.0	9.1	10.0	10.0	10.0	10.0	10.1	10.1	10.1	10.1	
Hi PR	264	265	267	272	308	309	311	315	354	355	357	361	404	405	407	412	459	460	462	467	518	519	521	526	
Lo PR	119	124	131	142	125	129	137	149	130	134	142	154	134	138	146	158	137	142	150	162	142	146	154	167	
MBh	26.7	27.0	27.8	28.9	25.8	26.1	26.9	28.0	24.5	24.8	25.6	26.7	22.8	23.2	23.9	24.9	21.0	21.3	22.0	23.0	19.3	19.6	20.3	21.3	
S/T	1.01	0.97	0.84	0.70	1.01	0.97	0.84	0.70	1.01	1.01	0.86	0.72	1.00	1.00	0.88	0.74	1.00	1.00	0.89	0.76	0.99	0.99	0.94	0.80	
ΔT	30	28	25	21	29	27	24	20	29	27	23	20	27	26	23	19	26	25	22	18	27	25	22	19	
KW	1.60	1.59	1.59	1.61	1.81	1.81	1.80	1.82	2.05	2.04	2.04	2.06	2.30	2.30	2.30	2.31	2.59	2.59	2.59	2.60	2.93	2.93	2.93	2.94	
Amps	6.1	6.1	6.1	6.1	6.9	6.9	6.9	7.0	7.9	7.9	7.9	8.0	9.1	9.1	9.0	9.1	10.0	10.0	10.0	10.1	10.1	10.1	10.1	10.1	
Hi PR	267	268	270	274	310	311	313	318	356	358	359	364	407	408	410	414	461	463	464	469	520	522	524	528	
Lo PR	122	126	133	145	127	132	139	151	132	137	144	156	136	140	148	160	139	144	152	164	144	149	157	169	

kW = Total system power
Amps = outdoor unit amps

Shaded area is AHRI conditions

IDB*: Entering Indoor Dry Bulb Temperature

High and low pressures are measured at the liquid and suction service valves.

Airflow may vary depending on actual ambient conditions and system operation modes.

EXPANDED COOLING DATA — DH6VSA3010A* / DFVE36CP1300A*

IDB*		OUTDOOR AMBIENT TEMPERATURE																							
		65°F				75°F				85°F				95°F				105°F				115°F			
		59	63	67	71	59	63	67	71	59	63	67	71	59	63	67	71	59	63	67	71	59	63	67	71
860	AIRFLOW	31.0	31.3	32.2	32.2	29.8	30.3	31.2	31.2	28.3	28.7	29.6	29.6	26.3	26.7	27.5	27.5	24.0	24.4	25.3	25.3	22.0	22.4	23.2	23.2
	MBh	0.60	0.52	0.38	0.38	0.60	0.52	0.39	0.39	0.63	0.55	0.41	0.41	0.65	0.57	0.44	0.44	0.68	0.60	0.46	0.46	0.73	0.66	0.52	0.52
	S/T	22	18	15	15	20	18	14	14	19	18	14	14	19	17	14	14	18	16	13	13	18	17	14	14
	ΔT	1.82	2.03	2.02	2.02	2.27	2.27	2.27	2.27	2.54	2.54	2.54	2.54	2.83	2.83	2.83	2.83	3.15	3.15	3.15	3.15	3.53	3.52	3.52	3.52
	kW	6.7	7.6	7.5	7.5	8.6	8.6	8.6	8.6	9.8	9.8	9.8	9.8	11.0	11.0	11.0	11.0	12.4	12.4	12.4	12.4	13.9	13.9	13.9	13.9
	Amps	274	275	277	277	317	318	320	320	362	364	365	365	411	412	414	414	464	465	467	467	520	521	523	523
1010	Hi PR	119	120	126	126	123	126	133	133	127	131	138	138	131	135	142	142	135	138	145	145	140	143	150	150
	Lo PR	31.5	31.8	32.7	32.7	30.3	30.7	31.6	31.6	28.8	29.2	30.1	30.1	26.7	27.1	28.0	28.0	24.5	24.9	25.7	25.7	22.4	22.8	23.6	23.6
	MBh	0.68	0.59	0.46	0.46	0.68	0.60	0.46	0.46	0.71	0.63	0.49	0.49	0.73	0.65	0.51	0.51	0.76	0.68	0.54	0.54	0.81	0.73	0.59	0.59
	S/T	21	17	13	13	18	16	13	13	18	16	13	13	17	16	12	12	17	15	12	12	17	16	13	13
	ΔT	1.84	2.04	2.04	2.04	2.29	2.29	2.28	2.28	2.56	2.56	2.55	2.55	2.85	2.85	2.84	2.84	3.17	3.17	3.16	3.16	3.54	3.54	3.54	3.54
	kW	6.8	7.6	7.6	7.6	8.7	8.7	8.7	8.7	9.9	9.9	9.8	9.8	11.1	11.1	11.1	11.1	12.5	12.4	12.4	12.4	14.0	14.0	14.0	14.0
1160	Amps	277	278	280	280	320	321	323	323	365	366	368	368	414	415	417	417	467	468	470	470	523	524	526	526
	Hi PR	121	122	129	129	125	128	135	135	129	133	140	140	133	137	144	144	137	140	147	147	142	145	152	152
	Lo PR	32.0	32.4	33.3	33.3	30.9	31.3	32.2	32.2	29.3	29.7	30.6	30.6	27.3	27.7	28.5	28.5	25.0	25.4	26.2	26.2	23.0	23.3	24.2	24.2
	MBh	0.71	0.63	0.49	0.49	0.72	0.64	0.50	0.50	0.74	0.67	0.53	0.53	0.77	0.69	0.55	0.55	0.79	0.72	0.58	0.58	1.01	0.77	0.63	0.63
	S/T	18	16	12	12	17	15	12	12	17	15	12	12	16	15	11	11	16	14	11	11	16	15	12	12
	ΔT	2.06	2.06	2.05	2.05	2.30	2.30	2.30	2.30	2.57	2.57	2.57	2.57	2.86	2.86	2.86	2.86	3.18	3.18	3.18	3.18	3.55	3.55	3.55	3.55
75	kW	7.7	7.7	7.7	7.7	8.8	8.7	8.7	8.7	9.9	9.9	9.9	9.9	11.2	11.1	11.1	11.1	12.5	12.5	12.5	12.5	14.1	14.1	14.0	14.0
	Amps	279	280	282	282	323	324	326	326	368	369	371	371	417	418	420	420	469	471	472	472	526	527	529	529
	Hi PR	121	124	131	131	127	130	137	137	132	135	142	142	136	139	146	146	139	143	150	150	144	147	155	155
	Lo PR	31.0	31.3	32.3	33.7	29.9	30.3	31.2	32.6	28.3	28.7	29.6	31.0	26.3	26.7	27.6	28.9	24.1	24.5	25.3	26.6	22.0	22.4	23.2	24.5
	MBh	0.73	0.64	0.51	0.37	0.73	0.65	0.52	0.37	0.76	0.68	0.55	0.40	0.78	0.71	0.57	0.42	1.01	0.73	0.59	0.45	1.01	0.79	0.65	0.50
	S/T	27	22	19	15	24	22	18	15	23	21	18	15	22	21	17	14	21	20	17	14	22	20	17	14
860	ΔT	1.82	2.03	2.02	2.04	2.27	2.27	2.27	2.29	2.54	2.54	2.54	2.56	2.83	2.83	2.83	2.84	3.15	3.15	3.14	3.16	3.52	3.52	3.52	3.54
	kW	6.7	7.5	7.5	7.6	8.6	8.6	8.6	8.7	9.8	9.8	9.8	9.8	11.0	11.0	11.0	11.1	12.4	12.4	12.4	12.4	13.9	13.9	13.9	14.0
	Amps	274	275	277	282	317	318	320	325	363	364	366	370	411	413	415	419	464	465	467	472	520	521	523	528
	Hi PR	119	120	127	138	123	126	133	144	127	131	138	149	131	135	142	153	135	138	145	157	140	143	150	162
	Lo PR	31.5	31.8	32.7	34.2	30.3	30.8	31.7	33.0	28.8	29.2	30.1	31.4	26.7	27.1	28.0	29.3	24.5	24.9	25.7	27.0	22.5	22.8	23.6	24.9
	MBh	0.81	0.72	0.58	0.44	0.81	0.73	0.59	0.45	0.84	0.76	0.62	0.48	1.00	0.78	0.64	0.50	1.01	0.81	0.67	0.52	1.01	0.87	0.73	0.58
1010	S/T	25	21	18	14	22	20	17	14	22	20	17	13	21	19	16	13	20	19	15	12	21	19	16	13
	ΔT	1.84	2.04	2.04	2.06	2.29	2.29	2.28	2.30	2.56	2.56	2.55	2.57	2.85	2.84	2.84	2.86	3.17	3.17	3.16	3.18	3.54	3.54	3.53	3.55
	kW	6.8	7.6	7.6	7.7	8.7	8.7	8.7	8.7	9.9	9.8	9.8	9.9	11.1	11.1	11.1	11.1	12.4	12.4	12.4	12.5	14.0	14.0	14.0	14.1
	Amps	277	278	280	285	320	321	323	328	365	367	368	373	414	415	417	422	467	468	470	475	523	524	526	531
	Hi PR	121	122	129	140	125	128	135	146	130	133	140	151	133	137	144	155	137	140	147	159	142	145	152	164
	Lo PR	32.0	32.4	33.3	34.8	30.9	31.3	32.2	33.6	29.4	29.8	30.6	32.0	27.3	27.7	28.6	29.9	25.0	25.4	26.3	27.5	23.0	23.4	24.2	25.4
1160	MBh	0.83	0.76	0.62	0.48	0.85	0.77	0.63	0.49	0.87	0.80	0.66	0.52	1.00	0.82	0.68	0.54	1.01	0.85	0.71	0.56	1.01	0.90	0.77	0.62
	S/T	22	20	16	13	21	19	16	12	21	19	16	12	20	18	15	12	19	18	14	11	20	18	15	12
	ΔT	2.06	2.06	2.05	2.07	2.30	2.30	2.30	2.32	2.57	2.57	2.57	2.59	2.86	2.86	2.85	2.87	3.18	3.18	3.17	3.19	3.55	3.55	3.55	3.57
	kW	7.7	7.7	7.7	7.7	8.7	8.7	8.7	8.8	9.9	9.9	9.9	10.0	11.1	11.1	11.1	11.2	12.5	12.5	12.5	12.6	14.1	14.0	14.0	14.1
	Amps	279	281	283	287	323	324	326	331	368	369	371	376	417	418	420	425	470	471	473	477	526	527	529	534
	Hi PR	121	124	131	142	127	130	137	149	132	135	142	154	136	139	146	158	139	143	150	162	144	147	155	167
Lo PR	32.0	32.4	33.3	34.8	30.9	31.3	32.2	33.6	29.4	29.8	30.6	32.0	27.3	27.7	28.6	29.9	25.0	25.4	26.3	27.5	23.0	23.4	24.2	25.4	

kW = Total system power
Amps = outdoor unit amps

Shaded area is ACCA (TVA) conditions

IDB*: Entering Indoor Dry Bulb Temperature
High and low pressures are measured at the liquid and suction service valves.
Airflow may vary depending on actual ambient conditions and system operation modes.

EXPANDED COOLING DATA — DH6VSA3010A* / DFVE36CP1300A* (CONT.)

IDB*	OUTDOOR AMBIENT TEMPERATURE																								
	65°F				75°F				85°F				95°F				105°F				115°F				
	AIRFLOW	59	63	67	71	59	63	67	71	59	63	67	71	59	63	67	71	59	63	67	71	59	63	67	71
80	MBh	31.2	31.5	32.4	33.8	30.0	30.4	31.3	32.7	28.5	28.9	29.8	31.1	26.4	26.9	27.7	29.0	24.2	24.6	25.4	26.7	22.2	22.6	23.4	24.6
	S/T	0.86	0.77	0.63	0.49	0.99	0.78	0.64	0.50	1.00	0.81	0.67	0.53	1.00	0.83	0.70	0.55	1.01	0.86	0.72	0.58	1.01	0.92	0.78	0.63
	ΔT	31	26	23	19	27	26	22	19	27	25	22	19	26	24	21	18	25	23	20	17	25	24	21	18
	kW	1.82	2.03	2.02	2.04	2.27	2.27	2.27	2.29	2.54	2.54	2.54	2.56	2.83	2.83	2.83	2.85	3.15	3.15	3.15	3.17	3.53	3.52	3.52	3.54
	Amps	6.7	7.6	7.5	7.6	8.6	8.6	8.6	8.7	9.8	9.8	9.8	9.8	11.0	11.0	11.0	11.1	12.4	12.4	12.4	12.4	13.9	13.9	13.9	14.0
	Hi-PR	274	276	278	282	318	319	321	326	363	364	366	371	412	413	415	420	465	466	468	472	521	522	524	529
	Lo-PR	120	120	127	138	123	126	133	144	128	131	138	150	132	135	142	154	135	139	146	158	140	144	151	163
	MBh	31.5	32.0	32.9	34.3	30.5	30.9	31.8	33.2	28.9	29.4	30.2	31.6	26.9	27.3	28.4	29.5	24.6	25.0	25.9	27.1	22.6	23.0	23.8	25.0
	S/T	0.92	0.85	0.71	0.57	0.99	0.86	0.72	0.58	1.00	0.89	0.75	0.60	1.00	0.91	0.77	0.63	1.01	0.94	0.80	0.65	1.01	1.01	0.86	0.71
	ΔT	27	25	22	18	26	24	21	18	26	24	21	17	25	23	20	17	24	22	19	16	24	23	20	17
kW	2.05	2.04	2.04	2.06	2.29	2.29	2.28	2.30	2.56	2.56	2.55	2.57	2.85	2.85	2.84	2.86	3.17	3.17	3.16	3.18	3.54	3.54	3.53	3.55	
Amps	7.6	7.6	7.6	7.7	8.7	8.7	8.7	8.8	9.9	9.9	9.8	9.9	11.1	11.1	11.0	11.2	12.5	12.4	12.4	12.5	14.0	14.0	14.0	14.1	
Hi-PR	277	278	280	285	321	322	324	328	366	367	369	374	415	416	415	423	467	469	470	475	524	525	527	531	
Lo-PR	119	122	129	140	125	128	135	147	130	133	140	152	134	137	146	156	137	141	148	160	142	146	153	165	
MBh	32.1	32.6	33.5	34.9	31.1	31.5	32.4	33.8	29.5	29.9	30.8	32.1	27.4	27.8	28.7	30.0	25.2	25.6	26.4	27.7	23.1	23.5	24.3	25.5	
S/T	0.96	0.88	0.75	0.61	0.99	0.89	0.76	0.61	1.00	0.92	0.79	0.64	1.00	0.95	0.81	0.67	1.01	0.98	0.84	0.69	1.01	1.01	0.89	0.75	
ΔT	26	24	20	17	25	23	20	16	25	23	20	16	24	22	19	16	23	21	18	15	23	22	19	16	
kW	2.06	2.06	2.05	2.07	2.30	2.30	2.30	2.32	2.57	2.57	2.57	2.59	2.86	2.86	2.86	2.88	3.18	3.18	3.18	3.19	3.55	3.55	3.55	3.57	
Amps	7.7	7.7	7.7	7.8	8.8	8.7	8.7	8.8	9.9	9.9	9.9	10.0	11.2	11.1	11.1	11.2	12.5	12.5	12.5	12.6	14.1	14.1	14.1	14.1	
Hi-PR	280	281	283	288	323	324	326	331	369	370	372	376	417	419	421	425	470	471	473	478	526	527	529	534	
Lo-PR	122	125	132	143	127	131	138	149	132	136	143	154	136	139	147	158	140	143	150	162	144	148	155	167	
MBh	31.7	32.0	32.9	34.4	30.5	31.0	31.9	33.2	29.0	29.4	30.3	31.6	26.9	27.3	28.2	29.5	24.7	25.1	25.9	27.2	22.6	23.0	23.8	25.1	
S/T	0.99	0.87	0.74	0.59	0.99	0.88	0.75	0.60	1.00	0.91	0.78	0.63	1.00	1.00	0.80	0.65	1.01	1.01	0.82	0.68	1.01	1.01	0.88	0.73	
ΔT	35	30	27	23	31	29	26	22	30	29	25	22	29	28	25	21	28	27	24	20	29	27	24	21	
kW	1.83	2.03	2.03	2.05	2.28	2.28	2.27	2.29	2.55	2.55	2.54	2.56	2.84	2.84	2.83	2.85	3.16	3.16	3.15	3.17	3.53	3.53	3.52	3.54	
Amps	6.8	7.6	7.6	7.6	8.6	8.6	8.6	8.7	9.8	9.8	9.8	9.9	11.1	11.0	11.0	11.1	12.4	12.4	12.4	12.5	14.0	14.0	14.0	14.0	
Hi-PR	276	277	279	284	319	320	322	327	364	366	367	372	413	414	416	421	466	467	469	474	522	523	525	530	
Lo-PR	122	122	129	140	125	128	135	146	130	133	140	151	134	137	144	156	137	141	148	159	142	145	153	164	
MBh	32.1	32.5	33.4	34.8	31.0	31.4	32.3	33.7	29.4	29.8	30.7	32.1	27.4	27.8	28.6	29.9	25.1	25.5	26.3	27.6	23.1	23.4	24.2	25.5	
S/T	0.99	0.95	0.81	0.67	0.99	0.96	0.82	0.68	1.00	0.99	0.85	0.71	1.00	1.00	0.88	0.73	1.01	1.01	0.90	0.76	1.01	1.01	0.96	0.81	
ΔT	30	29	25	22	30	28	25	21	29	27	24	21	28	26	23	20	27	25	22	19	27	26	23	20	
kW	2.05	2.05	2.04	2.06	2.30	2.29	2.29	2.31	2.57	2.56	2.56	2.58	2.85	2.85	2.85	2.87	3.17	3.17	3.17	3.19	3.55	3.54	3.54	3.56	
Amps	7.7	7.6	7.6	7.7	8.7	8.7	8.7	8.8	9.9	9.9	9.9	9.9	11.1	11.1	11.1	11.2	12.5	12.5	12.4	12.5	14.0	14.0	14.0	14.1	
Hi-PR	279	280	282	286	322	323	325	330	367	368	370	375	416	417	419	424	469	470	472	477	525	526	528	533	
Lo-PR	121	124	131	142	127	130	137	149	132	135	142	154	136	139	146	158	139	143	150	162	144	147	155	167	
MBh	32.7	33.1	34.0	35.4	31.6	32.0	32.9	34.3	30.0	30.4	31.3	32.6	27.9	28.3	29.2	30.5	25.6	26.0	26.9	28.1	23.6	24.0	24.8	26.0	
S/T	0.99	0.99	0.85	0.71	0.99	0.99	0.86	0.72	1.00	1.00	0.89	0.75	1.00	1.00	0.91	0.77	1.01	1.01	0.94	0.79	1.01	1.01	0.96	0.85	
ΔT	29	28	24	21	29	27	23	20	28	26	23	20	27	25	22	19	26	24	21	18	26	25	22	19	
kW	2.06	2.06	2.06	2.08	2.31	2.31	2.30	2.32	2.58	2.58	2.57	2.59	2.87	2.87	2.86	2.88	3.19	3.18	3.18	3.20	3.56	3.56	3.55	3.57	
Amps	7.7	7.7	7.7	7.8	8.8	8.8	8.7	8.8	9.9	9.9	9.9	10.0	11.2	11.2	11.1	11.2	12.5	12.5	12.5	12.6	14.1	14.1	14.1	14.1	
Hi-PR	281	282	284	289	325	326	328	332	370	371	373	378	419	420	422	427	471	473	475	479	528	529	531	535	
Lo-PR	123	127	133	145	129	132	139	151	134	137	144	156	138	141	148	160	141	145	152	164	146	150	157	169	

IDB*: Entering Indoor Dry Bulb Temperature
 High and low pressures are measured at the liquid and suction service valves.
 Airflow may vary depending on actual ambient conditions and system operation modes.

Shaded area is AHRI conditions
 kW = Total system power
 Amps = outdoor unit amps

EXPANDED COOLING DATA — DH6VSA3610A* / DFVE36CP1300A*

IDB*	AIRFLOW	OUTDOOR AMBIENT TEMPERATURE																							
		65°F				75°F				85°F				95°F				105°F				115°F			
		59	63	67	71	59	63	67	71	59	63	67	71	59	63	67	71	59	63	67	71	59	63	67	71
1070	MBh	30.3	34.1	39.0	36.0	36.5	37.6	34.0	34.5	35.5	31.4	31.9	32.9	28.6	29.1	30.1	26.7	27.1	28.1						
	S/T	0.65	0.55	0.39	0.61	0.53	0.39	0.63	0.56	0.42	0.65	0.57	0.44	0.67	0.59	0.46	1.00	0.66	0.52						
	ΔT	21	20	14	19	17	14	19	17	14	18	16	13	17	15	12	20	18	15						
	KW	1.75	1.99	2.68	3.03	3.03	3.03	3.42	3.42	3.41	3.83	3.83	3.83	4.30	4.29	4.29	4.38	4.38	4.37						
	Amps	6.3	7.2	10.0	11.5	11.4	11.4	13.1	13.1	13.0	14.8	14.8	14.7	16.6	16.6	16.6	16.9	16.9	16.9						
	Hi PR	282	287	295	333	334	336	375	376	378	420	421	423	466	468	469	514	515	517						
	Lo PR	119	119	121	120	123	129	127	130	136	133	135	142	139	141	148	147	150	157						
	MBh	32.5	37.5	39.6	36.5	37.0	38.1	34.5	35.0	36.1	32.0	32.5	33.5	29.2	29.6	30.6	27.2	27.6	28.6						
	S/T	0.73	0.63	0.47	0.69	0.61	0.47	0.71	0.63	0.49	0.73	0.65	0.51	0.75	0.67	0.53	1.00	0.74	0.60						
	ΔT	20	18	13	18	16	13	17	16	12	16	15	12	16	14	11	18	17	13						
KW	1.89	2.27	2.70	3.06	3.05	3.05	3.44	3.44	3.43	3.86	3.85	3.85	4.32	4.32	4.31	4.40	4.40	4.39							
Amps	6.8	8.3	10.0	11.6	11.5	11.5	13.2	13.1	13.1	14.9	14.8	14.8	16.7	16.7	16.7	17.0	17.0	16.9							
Hi PR	287	293	298	336	337	339	378	379	381	422	424	426	469	470	472	517	518	520							
Lo PR	120	119	123	122	125	131	129	132	138	135	138	144	141	143	150	149	152	159							
MBh	37.7	39.2	40.3	37.2	37.7	38.8	35.2	35.7	36.8	32.6	33.1	34.1	29.8	30.3	31.3	27.8	28.3	29.2							
S/T	0.75	0.64	0.50	0.73	0.65	0.51	0.75	0.67	0.53	0.77	0.69	0.55	0.79	0.71	0.57	1.00	0.78	0.64							
ΔT	19	15	12	17	15	12	16	15	11	15	14	11	15	13	10	17	15	12							
KW	2.29	2.73	2.72	3.07	3.07	3.07	3.46	3.46	3.45	3.87	3.87	3.87	4.34	4.33	4.33	4.41	4.41	4.41							
Amps	8.4	10.2	10.1	11.6	11.6	11.6	13.2	13.2	13.2	14.9	14.9	14.9	16.8	16.8	16.7	17.0	17.0	17.0							
Hi PR	295	299	301	339	340	342	381	382	384	425	426	428	472	473	475	519	521	522							
Lo PR	119	119	126	125	127	133	131	134	140	137	140	147	143	146	153	151	154	161							

1070	MBh	30.3	34.1	39.0	40.7	36.0	36.5	37.6	39.2	34.0	34.5	35.6	37.2	31.5	31.9	33.0	34.5	28.7	29.1	30.1	31.6	26.7	27.1	28.1	29.6	
	S/T	0.80	0.69	0.52	0.37	0.74	0.66	0.53	0.38	0.77	0.69	0.55	0.40	0.78	0.71	0.57	0.42	1.00	0.73	0.59	0.44	1.00	0.80	0.66	0.51	
	ΔT	26	24	18	15	23	21	18	14	22	21	17	14	21	20	17	13	20	19	16	13	23	22	18	15	
	KW	1.75	1.98	2.68	2.70	3.03	3.03	3.02	3.05	3.05	3.42	3.41	3.43	3.43	3.83	3.83	3.82	3.85	4.30	4.29	4.29	4.31	4.38	4.37	4.37	4.39
	Amps	6.3	7.2	9.9	10.1	11.4	11.4	11.4	11.5	11.5	13.1	13.0	13.0	13.1	14.8	14.7	14.7	14.8	16.6	16.6	16.6	16.7	16.9	16.9	16.9	17.0
	Hi PR	282	287	295	300	333	334	336	342	342	375	377	379	384	420	421	423	428	467	468	470	475	514	515	517	522
	Lo PR	119	119	121	132	120	123	129	140	140	127	130	136	147	133	136	142	154	139	141	148	160	147	150	157	169
	MBh	32.5	37.5	39.6	41.3	36.5	37.1	38.1	39.8	34.6	35.1	36.1	37.7	32.0	32.5	33.5	35.1	29.2	29.6	30.6	32.2	27.2	27.7	28.6	30.1	
	S/T	0.87	0.77	0.60	0.45	0.82	0.74	0.60	0.46	0.84	0.76	0.63	0.48	1.00	0.78	0.64	0.50	1.00	0.80	0.66	0.52	1.00	0.87	0.73	0.59	
	ΔT	24	23	17	14	21	20	16	13	21	19	16	13	20	18	15	12	19	18	15	12	22	20	17	14	
KW	1.88	2.27	2.70	2.73	3.05	3.05	3.05	3.07	3.07	3.44	3.44	3.43	3.46	3.85	3.85	3.85	3.87	4.32	4.31	4.31	4.34	4.40	4.39	4.39	4.41	
Amps	6.8	8.3	10.0	10.2	11.5	11.5	11.5	11.6	11.6	13.1	13.1	13.1	13.2	14.8	14.8	14.8	14.9	16.7	16.7	16.7	16.8	17.0	17.0	16.9	17.0	
Hi PR	287	293	298	303	336	337	339	344	344	378	380	382	387	423	424	426	431	469	471	473	477	517	518	520	525	
Lo PR	120	119	123	134	122	125	131	142	142	129	132	138	149	135	138	144	156	141	143	150	162	149	152	159	171	
MBh	37.7	39.2	40.3	42.0	37.2	37.8	38.8	40.5	35.2	35.7	36.8	38.4	32.7	33.1	34.2	35.7	29.8	30.3	31.3	32.8	27.8	28.3	29.3	30.8		
S/T	0.89	0.78	0.64	0.49	0.86	0.78	0.64	0.50	0.88	0.80	0.67	0.52	1.00	0.82	0.68	0.54	1.00	0.84	0.70	0.56	1.00	0.91	0.77	0.63		
ΔT	24	19	16	12	20	19	15	12	20	18	15	12	19	17	14	11	18	17	14	11	21	19	16	13		
KW	2.29	2.72	2.72	2.74	3.07	3.07	3.06	3.09	3.46	3.45	3.45	3.47	3.47	3.87	3.87	3.86	3.89	4.34	4.33	4.33	4.35	4.41	4.41	4.40	4.43	
Amps	8.4	10.1	10.1	10.2	11.6	11.6	11.6	11.7	13.2	13.2	13.2	13.3	14.9	14.9	14.9	15.0	16.8	16.7	16.7	16.8	17.0	17.0	17.0	17.0	17.1	
Hi PR	295	299	301	306	339	340	342	347	381	382	384	389	425	427	429	434	472	473	473	475	480	520	521	523	527	
Lo PR	119	119	126	136	125	127	133	145	131	134	140	152	147	137	140	147	158	143	146	153	165	151	154	161	174	

kW = Total system power
Amps = outdoor unit amps

Shaded area is ACCA (TVA) conditions

IDB*: Entering Indoor Dry Bulb Temperature
High and low pressures are measured at the liquid and suction service valves.
Airflow may vary depending on actual ambient conditions and system operation modes.

EXPANDED COOLING DATA — DH6VSA3610A* / DFVE36CP1300A* (CONT.)

		OUTDOOR AMBIENT TEMPERATURE																													
		65°F					75°F					85°F					95°F					105°F					115°F				
IDB*	AIRFLOW	59	63	67	71	75	59	63	67	71	75	59	63	67	71	75	59	63	67	71	75	59	63	67	71	75	59	63	67	71	
		ENTERING INDOOR WET BULB TEMPERATURE																													
1070	MBh	30.5	34.3	39.2	40.9	36.2	36.7	37.8	39.4	34.2	34.7	35.8	37.4	31.6	32.1	33.1	34.7	28.8	29.3	30.3	31.8	26.8	27.3	28.3	29.8						
	S/T	0.93	0.83	0.65	0.50	0.87	0.79	0.65	0.51	1.01	0.82	0.68	0.53	1.00	0.83	0.69	0.55	1.00	0.85	0.72	0.57	1.00	1.00	0.79	0.64						
	ΔT	30	28	22	19	26	25	22	18	26	24	21	18	25	23	20	17	24	22	19	16	27	25	22	19						
	kW	1.75	1.98	2.68	2.71	3.03	3.03	3.02	3.05	3.42	3.42	3.41	3.44	3.83	3.83	3.82	3.85	4.30	4.29	4.29	4.31	4.38	4.38	4.37	4.39						
	Amps	6.3	7.2	9.9	10.1	11.5	11.4	11.4	11.5	13.1	13.0	13.0	13.1	14.8	14.7	14.7	14.8	16.6	16.6	16.6	16.7	16.9	16.9	16.9	17.0						
	Hi PR	283	288	296	301	334	335	337	342	376	377	379	384	420	422	423	428	467	468	470	475	515	516	518	522						
	Lo PR	120	120	122	132	121	123	130	141	128	130	137	148	133	136	143	154	139	142	149	161	147	150	157	169						
80	MBh	34.3	37.7	39.8	41.5	36.7	37.2	38.3	40.0	34.7	35.2	36.3	37.9	32.2	32.7	34.2	35.2	29.4	29.8	30.8	32.3	27.4	27.8	28.8	30.3						
	S/T	0.99	0.90	0.73	0.58	1.01	0.87	0.73	0.58	1.01	0.89	0.75	0.61	1.00	0.91	0.77	0.63	1.00	0.93	0.79	0.65	1.00	1.00	0.86	0.72						
	ΔT	29	27	21	18	25	23	20	17	25	23	20	17	24	22	19	16	23	21	18	15	26	24	21	18						
	kW	2.00	2.27	2.70	2.73	3.06	3.05	3.05	3.07	3.44	3.44	3.43	3.46	3.86	3.85	3.85	3.87	4.32	4.32	4.32	4.31	4.34	4.40	4.39	4.41						
	Amps	7.3	8.3	10.0	10.2	11.5	11.5	11.5	11.6	13.2	13.1	13.1	13.2	14.9	14.8	14.4	14.9	16.7	16.7	16.7	16.8	17.0	17.0	16.9	17.0						
	Hi PR	289	294	299	304	337	338	340	345	379	380	382	387	423	424	426	431	470	471	473	478	517	519	521	525						
	Lo PR	120	120	124	134	123	125	132	143	130	132	139	150	135	138	146	156	141	144	151	163	149	152	159	172						
1450	MBh	37.9	39.4	40.5	42.2	37.4	38.0	39.0	40.7	35.4	35.9	37.0	38.6	32.8	33.3	34.3	35.9	30.0	30.5	31.5	33.0	28.0	28.5	29.4	30.9						
	S/T	1.01	0.90	0.77	0.62	1.01	0.91	0.77	0.62	1.01	0.93	0.79	0.65	1.00	0.95	0.81	0.67	1.00	1.00	0.83	0.69	1.00	1.00	0.90	0.76						
	ΔT	28	23	20	16	24	22	19	16	24	22	19	16	23	21	18	15	22	20	17	14	25	23	20	17						
	kW	2.29	2.73	2.72	2.75	3.07	3.07	3.07	3.09	3.46	3.46	3.45	3.48	3.87	3.87	3.87	3.89	4.34	4.33	4.33	4.35	4.41	4.41	4.41	4.43						
	Amps	8.4	10.2	10.1	10.2	11.6	11.6	11.6	11.7	13.2	13.2	13.2	13.3	14.9	14.9	14.9	15.0	16.8	16.8	16.7	16.8	17.0	17.0	17.0	17.1						
	Hi PR	296	300	302	307	340	341	343	348	382	383	385	390	426	427	429	434	473	474	476	481	520	521	523	528						
	Lo PR	120	120	126	137	125	128	134	145	132	134	141	152	138	140	147	159	144	146	153	165	152	154	162	174						
1070	MBh	34.4	37.8	39.8	41.5	36.8	37.3	38.4	40.0	34.8	35.3	36.3	38.0	32.2	32.7	33.7	35.3	29.4	29.9	30.9	32.4	27.4	27.9	28.8	30.3						
	S/T	1.01	0.93	0.75	0.61	1.01	0.90	0.76	0.61	1.01	0.92	0.78	0.63	1.00	1.00	0.80	0.65	1.00	1.00	0.82	0.67	1.00	1.00	1.00	0.74						
	ΔT	34	33	26	22	30	28	25	22	29	28	24	21	28	26	23	20	27	25	22	19	30	29	26	22						
	kW	1.99	2.26	2.69	2.71	3.04	3.04	3.03	3.06	3.42	3.42	3.42	3.44	3.84	3.84	3.83	3.86	4.30	4.30	4.29	4.32	4.38	4.38	4.38	4.40						
	Amps	7.2	8.2	10.0	10.1	11.5	11.5	11.4	11.6	13.1	13.1	13.1	13.2	14.8	14.8	14.8	14.9	16.6	16.6	16.6	16.7	16.9	16.9	16.9	17.0						
	Hi PR	288	292	297	302	335	336	338	343	377	378	380	385	422	423	425	430	468	470	472	476	516	517	519	524						
	Lo PR	119	120	124	134	123	125	131	142	129	132	138	150	135	138	144	156	141	144	151	162	149	152	159	171						
85	MBh	37.8	39.3	40.4	42.1	37.3	37.9	38.9	40.6	35.3	35.8	36.9	38.5	32.7	33.2	34.3	35.8	29.9	30.4	31.4	32.9	27.9	28.4	29.4	30.9						
	S/T	1.01	0.97	0.83	0.68	1.01	0.97	0.83	0.69	1.01	1.00	0.86	0.71	1.00	1.00	0.87	0.73	1.00	1.00	0.89	0.75	1.00	1.00	1.00	0.82						
	ΔT	33	28	24	21	29	27	24	20	28	26	23	20	27	25	22	19	26	24	21	18	29	27	24	21						
	kW	2.28	2.71	2.71	2.74	3.06	3.06	3.05	3.08	3.45	3.44	3.44	3.47	3.86	3.86	3.85	3.88	4.33	4.32	4.32	4.34	4.40	4.40	4.40	4.42						
	Amps	8.3	10.1	10.1	10.2	11.6	11.6	11.5	11.7	13.2	13.2	13.1	13.3	14.9	14.9	14.8	15.0	16.7	16.7	16.7	16.8	17.0	17.0	17.0	17.1						
	Hi PR	294	298	300	305	338	339	341	346	380	381	383	388	425	426	428	433	471	472	474	479	519	520	522	527						
	Lo PR	119	119	126	136	125	127	133	145	131	134	140	152	137	140	147	158	143	146	153	165	151	154	161	174						
1450	MBh	39.5	40.0	41.1	42.8	38.1	38.6	39.7	41.3	36.0	36.5	37.6	39.2	33.4	33.9	34.9	36.5	30.6	31.0	32.0	33.5	28.5	29.0	30.0	31.5						
	S/T	1.01	1.01	0.87	0.72	1.01	1.01	0.87	0.73	1.01	1.01	0.90	0.75	1.00	1.00	0.91	0.77	1.00	1.00	0.93	0.79	1.00	1.00	1.00	0.86						
	ΔT	28	27	23	20	28	26	23	19	27	25	22	19	26	24	21	18	25	23	20	17	28	26	23	20						
	kW	2.74	2.73	2.73	2.75	3.08	3.08	3.07	3.10	3.47	3.46	3.46	3.48	3.88	3.88	3.87	3.90	4.34	4.34	4.33	4.36	4.42	4.42	4.42	4.44						
	Amps	10.2	10.2	10.2	10.3	11.7	11.6	11.6	11.7	13.3	13.2	13.2	13.3	15.0	14.9	14.9	15.0	16.8	16.8	16.8	16.9	17.1	17.1	17.1	17.1						
	Hi PR	300	301	303	308	341	342	344	349	383	384	386	391	427	428	430	435	474	475	477	482	521	523	525	529						
	Lo PR	119	122	128	139	127	129	136	147	134	136	143	154	139	142	149	161	145	148	155	167	154	156	163	176						

IDB*: Entering Indoor Dry Bulb Temperature
 High and low pressures are measured at the liquid and suction service valves.
 Airflow may vary depending on actual ambient conditions and system operation modes.
 Shaded area is AHRI conditions
 kW = Total system power
 Amps = outdoor unit amps

EXPANDED COOLING DATA — DH6VSA4210A* / DFVE48DP1300A*

IDB*	AIRFLOW	OUTDOOR AMBIENT TEMPERATURE																							
		65°F				75°F				85°F				95°F				105°F				115°F			
		59	63	67	71	59	63	67	71	59	63	67	71	59	63	67	71	59	63	67	71	59	63	67	71
70	1120	MBh	33.5	42.3	43.6	41.3	41.9	43.1	40.1	40.7	41.9	38.1	38.7	40.0	35.8	36.3	37.6	29.5	30.0	31.1					
		S/T	0.59	0.50	0.37	0.58	0.50	0.37	0.60	0.53	0.40	0.62	0.54	0.41	0.64	0.56	0.43	0.70	0.62	0.49					
		ΔT	21	19	15	20	19	15	21	19	15	20	18	15	20	18	15	22	20	16					
		kW	1.66	3.32	3.31	3.70	3.70	3.69	4.11	4.10	4.09	4.53	4.53	4.52	4.99	4.99	4.98	3.11	3.11	3.10					
		Amps	8.2	14.7	14.7	15.9	15.8	15.8	16.9	16.9	16.8	17.7	17.7	17.7	18.5	18.5	18.4	11.1	11.1	11.0					
	1320	Hi PR	261	280	282	324	325	327	371	372	374	422	423	425	477	478	480	514	515	517					
		Lo PR	119	119	127	120	125	133	124	129	137	127	132	140	130	136	144	138	144	152					
		MBh	37.8	43.0	44.2	41.9	42.5	43.8	40.7	41.3	42.6	38.8	39.4	40.6	36.4	37.0	38.2	30.1	30.6	31.7					
		S/T	0.65	0.57	0.44	0.65	0.58	0.45	0.67	0.60	0.47	0.69	0.62	0.49	0.71	0.64	0.51	0.77	0.70	0.57					
		ΔT	20	17	14	19	17	14	19	17	14	19	17	14	19	17	13	20	19	15					
1520	kW	1.99	3.35	3.34	3.73	3.72	3.72	4.13	4.13	4.12	4.56	4.55	4.55	5.02	5.01	5.01	3.12	3.12	3.12						
	Amps	9.4	14.9	14.9	16.0	16.0	15.9	17.0	17.0	17.0	17.9	17.8	17.8	18.6	18.6	18.5	11.1	11.1	11.1						
	Hi PR	271	283	285	327	328	330	374	375	377	425	426	428	480	481	483	517	518	520						
	Lo PR	120	121	129	122	127	135	126	131	139	129	134	142	132	137	146	140	146	154						
	MBh	42.9	43.8	45.0	42.7	43.3	44.6	41.5	42.1	43.4	39.6	40.2	41.4	37.2	37.8	39.0	30.8	31.3	32.4						
75	1120	S/T	0.67	0.61	0.48	0.69	0.61	0.48	0.71	0.64	0.51	0.73	0.65	0.52	0.75	0.67	0.54	0.81	0.73	0.60					
		ΔT	19	16	13	18	16	13	18	16	13	18	16	12	17	16	12	19	17	14					
		kW	2.42	3.37	3.37	3.75	3.75	3.74	4.16	4.15	4.15	4.58	4.58	4.57	5.04	5.04	5.03	3.13	3.13	3.13					
		Amps	10.9	15.0	15.0	16.1	16.1	16.0	17.1	17.1	17.1	17.9	17.9	17.9	18.7	18.6	18.6	11.2	11.1	11.1					
		Hi PR	283	286	288	330	331	333	377	378	380	428	429	431	483	484	486	519	521	522					
	1320	Lo PR	120	124	131	124	129	137	128	133	142	131	137	145	134	140	148	142	148	157					
		MBh	33.5	42.4	43.6	41.3	41.9	43.1	40.1	40.7	41.9	38.2	38.7	40.0	35.8	36.4	37.6	29.6	30.1	31.2					
		S/T	0.72	0.62	0.49	0.70	0.63	0.50	0.72	0.65	0.52	0.74	0.67	0.54	0.76	0.69	0.56	1.00	0.75	0.62					
		ΔT	25	23	19	25	23	19	25	23	19	24	22	19	24	22	19	26	24	21					
		kW	1.66	3.32	3.31	3.70	3.69	3.69	4.10	4.10	4.09	4.53	4.52	4.52	4.99	4.98	4.98	3.11	3.10	3.10					
1520	Amps	8.2	14.7	14.7	15.8	15.8	15.8	16.9	16.9	16.8	17.7	17.7	17.7	18.5	18.5	18.4	11.1	11.1	11.0						
	Hi PR	261	281	282	324	325	327	371	373	374	422	423	425	477	479	481	514	515	517						
	Lo PR	119	119	127	120	125	133	124	129	137	127	133	140	130	136	144	138	144	152						
	MBh	37.8	43.0	44.3	41.9	42.5	43.8	40.8	41.3	42.6	38.8	39.4	40.6	36.4	37.0	38.2	30.1	30.6	31.7						
	S/T	0.78	0.70	0.57	0.78	0.70	0.57	0.80	0.72	0.59	0.81	0.74	0.61	0.83	0.76	0.63	1.00	0.82	0.69						
75	1120	ΔT	24	21	18	23	21	18	23	21	18	23	21	18	23	21	17	25	23	19					
		kW	1.99	3.35	3.34	3.72	3.72	3.71	4.13	4.13	4.12	4.55	4.54	4.54	5.01	5.01	5.00	3.12	3.12	3.11					
		Amps	9.4	14.9	14.8	16.0	16.0	15.9	17.0	17.0	16.9	17.8	17.8	17.9	18.6	18.6	18.5	11.1	11.1	11.0					
		Hi PR	272	283	285	327	328	330	374	375	377	428	428	433	480	481	483	517	518	520					
		Lo PR	120	121	129	122	127	135	126	131	139	129	134	143	132	138	146	140	146	154					
	1320	MBh	42.9	43.8	45.1	42.8	43.3	44.6	41.6	42.1	43.4	39.6	40.2	41.4	37.2	37.8	39.0	30.8	31.3	32.4					
		S/T	0.80	0.73	0.60	0.81	0.74	0.61	0.83	0.76	0.63	0.85	0.78	0.65	1.00	0.80	0.67	1.00	0.86	0.73					
		ΔT	24	20	17	22	20	17	22	20	17	22	20	16	21	20	16	24	22	18					
		kW	2.41	3.37	3.36	3.75	3.74	3.74	4.15	4.15	4.14	4.58	4.57	4.57	5.04	5.03	5.03	3.13	3.13	3.13					
		Amps	10.9	15.0	15.0	16.1	16.1	16.0	17.1	17.1	17.0	17.9	17.9	17.9	18.6	18.6	18.5	11.1	11.1	11.0					
1520	Hi PR	283	286	288	330	331	333	377	378	380	428	429	431	483	484	486	520	521	523						
	Lo PR	120	124	132	124	129	137	128	133	142	131	137	145	134	140	148	142	148	157						
	MBh	37.8	43.0	44.3	41.9	42.5	43.8	40.8	41.3	42.6	38.8	39.4	40.6	36.4	37.0	38.2	30.1	30.6	31.7						
	S/T	0.78	0.70	0.57	0.78	0.70	0.57	0.80	0.72	0.59	0.81	0.74	0.61	0.83	0.76	0.63	1.00	0.82	0.69						
	ΔT	24	21	18	23	21	18	23	21	18	23	21	18	23	21	17	25	23	19						

kW = Total system power
Amps = outdoor unit amps

Shaded area is ACCA (TVA) conditions

IDB*: Entering Indoor Dry Bulb Temperature
High and low pressures are measured at the liquid and suction service valves.
Airflow may vary depending on actual ambient conditions and system operation modes.

EXPANDED COOLING DATA — DH6VSA4210A* / DFVE48DP1300A* (CONT.)

IDB*	AIRFLOW	OUTDOOR AMBIENT TEMPERATURE																																			
		65°F						75°F						85°F						95°F						105°F						115°F					
		59	63	67	71	71	71	59	63	67	71	71	71	59	63	67	71	71	71	59	63	67	71	71	71	59	63	67	71	71	71						
80	1120	MBh	34.9	42.6	43.8	45.7	41.5	42.1	43.4	45.3	40.3	40.9	42.2	44.1	38.4	39.0	40.2	42.1	36.0	36.6	37.8	39.7	29.7	30.3	31.3	33.0											
		S/T	0.84	0.75	0.61	0.48	0.82	0.75	0.62	0.48	1.00	0.77	0.64	0.50	1.00	0.79	0.66	0.52	1.00	0.81	0.68	0.54	1.00	0.87	0.74	0.60											
		ΔT	30	27	23	20	29	27	23	20	29	27	23	20	28	27	23	20	28	26	23	19	30	28	25	21											
		kW	1.76	3.32	3.31	3.35	3.70	3.70	3.69	3.72	4.11	4.10	4.09	4.13	4.53	4.53	4.53	4.52	4.55	4.99	4.99	4.98	5.01	3.11	3.11	3.10	3.12										
		Amps	8.6	14.7	14.7	14.9	15.9	15.8	15.8	16.0	16.9	16.9	16.8	17.0	17.7	17.7	17.7	17.8	18.5	18.5	18.5	18.4	18.6	11.1	11.1	11.0	11.0										
		Hi PR	264	281	283	288	325	326	328	333	372	373	375	380	423	424	426	431	478	479	481	486	515	516	518	522											
	Lo PR	119	120	127	138	120	125	133	144	124	130	138	149	128	133	141	152	131	136	144	156	139	144	153	165												
	MBh	38.0	43.2	44.5	46.4	42.2	42.8	44.0	45.9	41.0	41.6	42.8	44.7	39.0	39.6	41.0	42.7	36.6	37.2	38.5	40.4	30.3	30.8	31.9	33.6												
	S/T	0.90	0.82	0.69	0.55	0.90	0.82	0.69	0.55	1.00	0.85	0.71	0.58	1.00	0.86	0.73	0.59	1.00	0.88	0.75	0.61	1.00	1.00	0.81	0.67												
	ΔT	29	26	22	18	27	25	22	18	27	26	22	18	27	25	22	18	27	25	21	18	29	27	23	20												
	kW	1.99	3.35	3.34	3.38	3.73	3.72	3.72	3.75	4.13	4.13	4.12	4.16	4.56	4.55	4.55	4.58	5.02	5.01	5.01	5.04	3.12	3.12	3.12	3.13												
	Amps	9.4	14.9	14.8	15.0	16.0	16.0	15.9	16.1	17.0	17.0	17.0	17.1	17.9	17.8	18.8	17.9	18.6	18.6	18.5	18.7	11.1	11.1	11.1	11.0												
Hi PR	272	284	286	291	328	329	331	336	375	376	378	383	426	427	429	434	481	482	484	489	517	519	520	525													
Lo PR	120	122	130	141	122	127	135	147	126	132	140	151	130	135	145	155	133	138	146	158	141	146	155	167													
MBh	43.4	44.0	45.3	47.2	43.0	43.6	44.8	46.7	41.8	42.4	43.6	45.5	39.8	40.4	41.6	43.5	37.4	38.0	39.3	41.2	31.0	31.5	32.6	34.3													
S/T	0.93	0.86	0.72	0.59	1.01	0.86	0.73	0.59	1.00	0.88	0.75	0.61	1.00	0.90	0.77	0.63	1.00	0.92	0.79	0.65	1.00	1.00	0.85	0.71													
ΔT	26	24	21	17	26	24	21	17	26	24	21	17	26	24	21	17	26	24	20	17	28	26	22	19													
kW	3.38	3.37	3.36	3.40	3.75	3.75	3.74	3.77	4.16	4.15	4.14	4.18	4.58	4.58	4.57	4.60	5.04	5.03	5.03	5.06	3.13	3.13	3.13	3.14													
Amps	15.0	15.0	15.0	15.1	16.1	16.1	16.0	16.2	17.1	17.1	17.1	17.2	17.9	17.9	17.9	18.0	18.7	18.6	18.6	18.7	11.2	11.1	11.1	11.0													
Hi PR	285	287	289	294	330	332	333	338	377	379	381	386	428	430	432	437	484	485	487	492	520	521	523	528													
Lo PR	119	124	132	143	124	130	138	149	129	134	142	154	132	137	145	157	135	140	148	160	143	149	157	169													
85	1120	MBh	38.1	43.3	44.5	46.4	42.2	42.8	44.1	46.0	41.0	41.6	42.9	44.8	39.1	39.7	40.9	42.8	36.7	37.3	38.5	40.4	30.4	30.9	32.0	33.6											
		S/T	1.01	0.84	0.71	0.57	1.01	0.85	0.72	0.58	1.00	0.87	0.74	0.60	1.00	0.89	0.76	0.62	1.00	1.00	0.78	0.64	1.00	1.00	0.84	0.70											
		ΔT	34	31	27	23	32	30	27	23	32	31	27	24	32	30	27	23	32	30	26	23	34	32	29	25											
		kW	1.98	3.33	3.32	3.36	3.71	3.70	3.70	3.73	4.11	4.11	4.10	4.14	4.54	4.53	4.53	4.56	5.00	4.99	4.99	5.02	3.11	3.11	3.11	3.12											
		Amps	9.3	14.8	14.7	14.9	15.9	15.9	15.8	16.0	16.9	16.9	16.9	17.0	17.8	17.8	17.7	17.9	18.5	18.5	18.5	18.6	11.1	11.1	11.1	11.0											
		Hi PR	271	282	284	289	326	327	329	334	373	374	376	381	424	425	427	432	479	480	482	487	516	517	519	524											
	Lo PR	120	122	129	140	122	127	135	146	126	131	139	151	129	135	143	154	132	138	146	157	141	146	155	167												
	MBh	43.0	43.9	45.2	47.1	42.9	43.5	44.7	46.6	41.7	42.3	43.5	45.4	39.7	40.3	41.5	43.4	37.3	37.9	39.2	41.1	30.9	31.4	32.5	34.2												
	S/T	1.01	0.92	0.79	0.65	1.01	0.92	0.79	0.65	1.00	0.94	0.81	0.67	1.00	1.00	0.83	0.69	1.00	1.00	0.85	0.71	1.00	1.00	0.91	0.77												
	ΔT	33	29	26	22	31	29	26	22	31	29	26	22	31	29	25	22	31	29	25	21	34	32	28	24												
	kW	2.40	3.36	3.35	3.38	3.74	3.73	3.72	3.76	4.14	4.14	4.13	4.16	4.56	4.56	4.55	4.59	5.02	5.02	5.01	5.05	3.13	3.12	3.12	3.14												
	Amps	10.9	14.9	14.9	15.1	16.0	16.0	16.0	16.1	17.0	17.0	17.0	17.1	17.9	17.9	17.8	18.0	18.6	18.6	18.6	18.6	11.1	11.1	11.1	11.0												
Hi PR	282	285	287	292	329	330	332	337	376	377	379	384	424	428	430	435	482	483	485	490	519	520	522	526													
Lo PR	120	124	131	143	124	129	137	148	128	133	141	153	131	137	145	156	134	140	148	159	140	145	154	167													
MBh	44.1	44.7	46.0	47.9	43.7	44.3	45.5	47.4	42.5	43.1	44.3	46.2	40.5	41.1	42.3	44.2	38.1	38.7	40.0	41.9	31.6	32.1	33.2	34.9													
S/T	1.01	0.95	0.82	0.68	1.01	0.96	0.83	0.69	1.00	1.00	0.85	0.71	1.00	1.00	0.87	0.73	1.00	1.00	0.88	0.75	1.00	1.00	0.81	0.81													
ΔT	30	28	25	21	30	28	24	21	30	28	25	21	30	28	24	21	29	27	24	20	32	30	26	22													
kW	3.38	3.38	3.37	3.41	3.76	3.75	3.75	3.78	4.16	4.16	4.15	4.19	4.59	4.58	4.58	4.61	5.05	5.04	5.04	5.07	3.14	3.14	3.13	3.15													
Amps	15.1	15.0	15.0	15.2	16.1	16.1	16.1	16.2	17.1	17.1	17.1	17.2	18.0	18.0	17.9	18.1	18.7	18.7	18.6	18.6	11.2	11.2	11.1	11.0													
Hi PR	287	288	290	295	332	333	335	340	379	380	382	387	430	431	433	438	485	486	488	493	521	523	524	529													
Lo PR	121	126	134	145	126	131	139	151	130	136	144	155	133	139	147	159	136	142	150	162	145	150	159	171													

kW = Total system power
Amps = outdoor unit amps

Shaded area is AHRI conditions

IDB*: Entering Indoor Dry Bulb Temperature
High and low pressures are measured at the liquid and suction service valves.
Airflow may vary depending on actual ambient conditions and system operation modes.

EXPANDED COOLING DATA — DH6VSA4810A* / DFVE48DP1300A*

IDB*	AIRFLOW	OUTDOOR AMBIENT TEMPERATURE																							
		65°F				75°F				85°F				95°F				105°F				115°F			
		59	63	67	71	59	63	67	71	59	63	67	71	59	63	67	71	59	63	67	71	59	63	67	71
70	MBh	41.8	49.6	51.1	58.3	48.2	49.6	45.3	46.0	47.4	42.3	42.9	44.3	38.9	39.5	40.9	29.7	30.2	31.3						
	S/T	0.56	0.49	0.36	0.55	0.49	0.37	0.59	0.52	0.39	0.62	0.54	0.41	0.64	0.57	0.44	0.70	0.62	0.49						
	ΔT	23	20	17	23	20	16	22	20	16	21	19	15	20	18	15	21	20	16						
	kW	2.24	3.71	3.70	3.38	4.10	4.10	4.53	4.53	4.52	4.97	4.96	4.96	5.43	5.43	5.42	3.33	3.33	3.32						
	Amps	9.6	14.8	14.8	13.6	16.5	16.5	18.3	18.3	18.3	20.0	20.0	20.0	21.6	21.6	21.6	13.7	13.7	13.6						
	Hi PR	280	293	295	343	337	339	382	383	385	431	432	434	483	484	486	513	514	516						
	Lo PR	119	120	128	120	123	132	121	126	134	121	128	136	123	129	137	132	138	147						
	MBh	47.3	50.4	51.9	48.3	49.0	50.4	46.0	46.7	48.1	43.0	43.7	45.0	39.6	40.2	41.6	30.3	30.8	31.9						
	S/T	0.61	0.56	0.43	0.64	0.57	0.44	0.67	0.59	0.46	0.69	0.62	0.49	0.71	0.64	0.51	0.77	0.70	0.57						
	ΔT	22	19	15	20	18	15	20	18	15	20	18	14	19	17	13	20	18	15						
kW	2.73	3.74	3.73	4.14	4.14	4.13	4.56	4.56	4.55	5.00	4.99	4.99	5.46	5.46	5.45	3.34	3.34	3.34							
Amps	11.2	14.9	14.9	16.7	16.6	16.6	18.5	18.4	18.4	20.1	20.1	20.1	21.7	21.7	21.7	13.7	13.7	13.7							
Hi PR	293	296	298	339	340	342	385	386	388	434	435	437	486	487	489	516	517	519							
Lo PR	119	122	130	119	126	134	122	128	136	123	130	138	124	131	139	133	140	149							
MBh	51.4	51.3	52.8	49.2	49.9	51.3	47.0	47.6	49.0	43.9	44.5	45.9	40.5	41.1	42.5	31.0	31.5	32.6							
S/T	0.64	0.59	0.47	0.68	0.60	0.47	0.70	0.63	0.50	0.73	0.65	0.52	0.75	0.68	0.55	0.81	0.73	0.60							
ΔT	21	18	14	19	17	13	19	17	13	18	16	13	18	16	12	19	17	14							
kW	3.11	3.77	3.76	4.17	4.16	4.15	4.59	4.58	4.58	5.02	5.02	5.01	5.49	5.48	5.48	3.36	3.36	3.35							
Amps	12.5	15.1	15.0	16.8	16.8	16.7	18.6	18.6	18.5	20.2	20.2	20.2	21.8	21.8	21.7	13.8	13.8	13.8							
Hi PR	304	299	301	342	343	345	388	389	391	437	438	440	489	490	492	519	520	522							
Lo PR	120	124	132	122	128	136	124	130	139	125	132	140	126	133	141	136	142	151							

IDB*	AIRFLOW	OUTDOOR AMBIENT TEMPERATURE																							
		65°F				75°F				85°F				95°F				105°F				115°F			
		59	63	67	71	59	63	67	71	59	63	67	71	59	63	67	71	59	63	67	71	59	63	67	71
75	MBh	41.9	49.7	51.1	53.4	48.3	48.2	49.7	51.9	45.3	46.0	47.4	42.3	43.0	44.3	46.4	38.9	39.6	40.9						
	S/T	0.68	0.61	0.48	0.34	0.67	0.62	0.49	0.35	0.72	0.65	0.52	0.38	0.74	0.67	0.54	0.40	0.77	0.69	0.56					
	ΔT	28	25	21	17	28	24	21	17	26	24	20	17	25	23	20	16	24	22	19					
	kW	2.24	3.70	3.70	3.74	3.37	4.10	4.09	4.13	4.53	4.53	4.52	4.55	4.97	4.96	4.95	4.99	5.43	5.43	5.42					
	Amps	9.6	14.8	14.7	14.9	13.5	16.5	16.5	16.6	18.3	18.3	18.3	18.4	20.0	20.0	20.0	20.1	21.6	21.6	21.6					
	Hi PR	281	293	295	300	343	337	339	345	382	383	385	390	431	432	434	439	483	485	487					
	Lo PR	120	120	128	138	120	124	132	142	120	126	134	145	122	128	136	147	123	129	137					
	MBh	47.3	50.4	51.9	54.1	48.3	49.0	50.4	52.6	46.1	46.7	48.1	50.3	43.0	43.7	45.1	47.2	39.6	40.3	41.6					
	S/T	0.73	0.68	0.55	0.42	0.76	0.69	0.56	0.42	0.79	0.72	0.59	0.45	0.81	0.74	0.61	0.47	0.84	0.77	0.63					
	ΔT	27	23	20	16	25	23	19	15	25	23	19	15	24	22	18	15	23	21	18					
kW	2.73	3.74	3.73	3.77	4.14	4.13	4.12	4.16	4.56	4.56	4.55	4.58	4.99	4.98	4.98	5.02	5.46	5.46	5.45						
Amps	11.2	14.9	14.9	15.1	16.7	16.6	16.6	16.8	18.5	18.4	18.4	18.6	20.1	20.1	20.2	20.2	21.7	21.7	21.7						
Hi PR	293	296	298	303	339	340	342	348	385	386	388	393	434	435	437	442	486	488	490						
Lo PR	119	122	130	141	119	126	134	145	122	128	136	147	123	130	138	149	124	131	139						
MBh	51.5	51.4	52.8	55.1	49.2	49.9	51.3	53.5	47.0	47.6	49.1	51.2	43.9	44.6	46.0	48.1	40.5	41.1	42.5						
S/T	0.76	0.72	0.59	0.45	0.80	0.73	0.60	0.46	0.83	0.75	0.62	0.49	0.85	0.78	0.65	0.51	0.88	0.80	0.67						
ΔT	26	22	18	14	24	22	18	14	23	21	18	14	23	21	17	13	22	20	16						
kW	3.10	3.76	3.75	3.79	4.16	4.16	4.15	4.19	4.58	4.58	4.57	4.61	5.02	5.02	5.01	5.04	5.48	5.48	5.47						
Amps	12.5	15.0	15.0	15.2	16.8	16.7	16.7	16.9	18.6	18.5	18.5	18.7	20.2	20.2	20.2	20.3	21.8	21.8	21.9						
Hi PR	304	299	301	306	342	343	345	350	388	389	391	396	437	438	440	445	489	490	492						
Lo PR	120	124	132	143	122	128	136	147	124	130	139	150	125	132	140	151	126	133	141						

kW = Total system power
Amps = outdoor unit amps

Shaded area is ACCA (TVA) conditions

IDB*: Entering Indoor Dry Bulb Temperature
High and low pressures are measured at the liquid and suction service valves.
Airflow may vary depending on actual ambient conditions and system operation modes.

EXPANDED COOLING DATA — DH6VSA4810A* / DFVE48DP1300A* (CONT.)

IDB*	AIRFLOW	OUTDOOR AMBIENT TEMPERATURE																												
		65°F				75°F				85°F				95°F				105°F				115°F								
		59	63	67	71	59	63	67	71	59	63	67	71	59	63	67	71	59	63	67	71	59	63	67	71					
1170	MBh	42.1	49.9	51.4	53.6	48.5	48.5	49.9	52.1	45.6	46.3	47.7	49.8	42.6	43.2	44.6	46.7	39.2	39.8	41.1	43.2	39.2	39.8	41.1	43.2	29.9	30.4	31.5	33.2	
	S/T	0.80	0.73	0.60	0.46	0.78	0.74	0.61	0.47	0.84	0.76	0.64	0.50	0.86	0.79	0.66	0.52	1.01	0.81	0.68	0.54	1.01	0.81	0.68	0.54	1.01	0.87	0.74	0.60	
	ΔT	33	29	26	22	33	29	25	21	30	28	25	21	29	28	24	20	29	27	23	20	29	27	23	20	30	28	24	21	
	kW	2.24	3.71	3.70	3.74	3.38	4.10	4.09	4.13	4.53	4.53	4.52	4.56	4.97	4.96	4.96	4.99	5.43	5.43	5.42	5.46	5.43	5.43	5.42	5.46	3.33	3.33	3.32	3.34	
	Amps	9.6	14.8	14.8	14.9	13.6	16.5	16.5	16.6	18.3	18.3	18.3	18.4	20.0	20.0	20.0	20.1	21.6	21.6	21.6	21.7	21.6	21.6	21.6	21.7	13.7	13.7	13.6	13.7	
	Hi PR	281	294	296	301	343	338	340	345	383	384	386	391	432	433	435	440	484	485	487	492	484	485	487	492	514	515	517	522	
	Lo PR	120	120	128	139	120	124	132	143	121	127	135	146	122	128	136	147	123	129	137	148	123	129	137	148	132	139	147	158	
	80	MBh	48.5	50.7	52.2	54.4	48.6	49.2	50.7	52.9	46.3	47.0	48.4	50.5	43.3	43.9	45.5	47.4	39.9	40.5	41.8	43.9	39.9	40.5	41.8	43.9	30.5	31.0	32.1	33.8
		S/T	0.85	0.80	0.67	0.53	0.88	0.81	0.68	0.54	0.91	0.84	0.71	0.57	1.00	0.86	0.73	0.59	1.01	0.89	0.76	0.62	1.01	0.89	0.76	0.62	1.01	0.95	0.81	0.67
		ΔT	32	28	24	20	29	27	24	20	29	27	23	20	28	26	23	19	27	25	22	18	27	25	22	18	28	26	23	19
		kW	2.83	3.74	3.73	3.77	4.14	4.14	4.13	4.16	4.56	4.56	4.55	4.59	5.00	4.99	5.00	5.02	5.46	5.46	5.45	5.49	5.46	5.46	5.45	5.49	3.34	3.34	3.34	3.36
		Amps	11.5	14.9	14.9	15.1	16.7	16.6	16.6	16.8	18.5	18.4	18.4	18.6	20.1	20.1	20.1	20.2	21.7	21.7	21.7	21.8	21.7	21.7	21.7	21.8	13.7	13.7	13.7	13.8
Hi PR		296	297	299	304	340	341	343	348	386	387	389	394	434	434	436	443	487	488	490	495	487	488	490	495	517	518	520	524	
Lo PR		119	122	130	141	120	126	134	145	122	129	137	148	124	130	140	149	125	131	139	150	125	131	139	150	134	141	149	160	
1590		MBh	51.7	51.6	53.1	55.3	49.5	50.2	51.6	53.8	47.2	47.9	49.3	51.4	44.2	44.8	46.2	48.3	40.7	41.4	42.7	44.8	40.7	41.4	42.7	44.8	31.2	31.7	32.8	34.5
		S/T	0.87	0.83	0.71	0.57	0.92	0.84	0.72	0.58	0.99	0.87	0.74	0.61	1.00	0.90	0.77	0.63	1.01	0.92	0.79	0.65	1.01	0.92	0.79	0.65	1.01	0.98	0.85	0.71
		ΔT	31	27	23	19	28	26	22	18	28	26	22	18	27	25	21	18	26	24	21	17	26	24	21	17	27	25	22	18
		kW	3.11	3.77	3.76	3.80	4.16	4.16	4.15	4.19	4.59	4.58	4.58	4.61	5.02	5.02	5.01	5.05	5.49	5.48	5.48	5.51	5.49	5.48	5.48	5.51	3.36	3.36	3.35	3.37
		Amps	12.5	15.1	15.0	15.2	16.8	16.8	16.7	16.9	18.6	18.5	18.5	18.7	20.2	20.2	20.2	20.3	21.8	21.8	21.7	21.9	21.8	21.8	21.7	21.9	13.8	13.8	13.8	13.8
	Hi PR	304	300	302	307	343	344	346	351	388	390	392	397	437	439	441	446	490	491	493	498	490	491	493	498	519	521	522	527	
	Lo PR	121	125	133	144	122	128	137	148	125	131	139	150	126	132	140	151	127	133	141	152	127	133	141	152	136	143	151	163	
	1170	MBh	48.5	50.8	52.2	54.5	48.6	49.3	50.7	52.9	46.4	47.0	48.5	50.6	43.3	44.0	45.4	47.5	39.9	40.6	41.9	44.0	39.9	40.6	41.9	44.0	30.5	31.1	32.2	33.8
		S/T	0.98	0.82	0.69	0.56	0.99	0.83	0.70	0.57	0.99	0.86	0.73	0.60	1.00	0.89	0.75	0.62	1.01	0.91	0.78	0.64	1.01	0.91	0.78	0.64	1.01	1.01	0.84	0.70
		ΔT	38	33	30	26	35	33	29	25	34	32	29	25	33	31	28	24	32	30	27	23	32	30	27	23	33	32	28	24
		kW	2.82	3.72	3.71	3.75	4.12	4.11	4.10	4.14	4.54	4.54	4.53	4.57	4.98	4.97	4.96	5.00	5.44	5.44	5.43	5.47	5.44	5.44	5.43	5.47	3.33	3.33	3.33	3.35
		Amps	11.4	14.8	14.8	15.0	16.6	16.5	16.5	16.7	18.4	18.4	18.3	18.5	20.1	20.1	20.0	20.2	21.6	21.6	21.6	21.7	21.6	21.6	21.6	21.7	13.7	13.7	13.7	13.7
Hi PR		295	295	297	302	338	339	341	346	384	385	387	392	433	434	436	441	485	486	488	493	485	486	488	493	515	516	518	523	
Lo PR		119	122	130	141	120	126	134	145	122	128	137	148	124	130	138	149	125	131	139	150	125	131	139	150	134	140	149	160	
85		MBh	51.6	51.5	53.0	55.2	49.4	50.0	51.5	53.7	47.1	47.8	49.2	51.3	44.0	44.7	46.1	48.2	40.6	41.3	42.6	44.7	40.6	41.3	42.6	44.7	31.1	31.6	32.7	34.4
		S/T	0.98	0.89	0.77	0.63	0.99	0.91	0.78	0.64	0.99	0.93	0.80	0.67	1.00	0.96	0.83	0.69	1.01	0.98	0.85	0.72	1.01	0.98	0.85	0.72	1.01	1.01	0.91	0.77
		ΔT	36	32	28	24	33	31	27	24	33	31	27	23	32	30	26	23	31	29	25	22	31	29	25	22	33	31	27	23
		kW	3.09	3.75	3.74	3.78	4.15	4.14	4.14	4.17	4.57	4.57	4.56	4.60	5.01	5.00	4.99	5.03	5.47	5.47	5.46	5.50	5.47	5.47	5.46	5.50	3.35	3.35	3.34	3.36
		Amps	12.4	15.0	14.9	15.1	16.7	16.7	16.7	16.8	18.5	18.5	18.4	18.6	20.2	20.2	20.1	20.3	21.7	21.7	21.7	21.8	21.7	21.7	21.7	21.8	13.8	13.7	13.7	13.8
	Hi PR	303	298	300	305	341	342	344	349	387	388	390	395	436	437	439	444	488	489	491	496	488	489	491	496	518	519	521	526	
	Lo PR	120	124	132	143	122	128	136	147	124	130	139	150	125	132	140	151	126	133	141	152	126	133	141	152	132	139	148	160	
	1590	MBh	51.8	52.5	53.9	56.2	50.3	51.0	52.4	54.6	48.0	48.7	50.1	52.2	44.9	45.6	47.0	49.1	41.5	42.1	43.5	45.5	41.5	42.1	43.5	45.5	31.8	32.3	33.4	35.1
		S/T	0.98	0.93	0.80	0.67	0.99	0.94	0.81	0.68	0.99	0.97	0.84	0.70	1.00	0.99	0.86	0.73	1.01	1.01	0.89	0.75	1.01	1.01	0.89	0.75	1.01	1.01	0.95	0.81
		ΔT	33	31	27	23	32	30	26	22	32	30	26	22	31	29	25	21	30	28	24	21	30	28	24	21	31	29	25	22
		kW	3.78	3.78	3.77	3.81	4.17	4.17	4.16	4.20	4.60	4.59	4.58	4.62	5.03	5.03	5.02	5.05	5.50	5.49	5.48	5.52	5.50	5.49	5.48	5.52	3.36	3.36	3.36	3.37
		Amps	15.1	15.1	15.1	15.2	16.8	16.8	16.8	16.9	18.6	18.6	18.6	18.7	20.3	20.3	20.2	20.4	21.8	21.8	21.8	21.9	21.8	21.8	21.8	21.9	13.8	13.8	13.8	13.9
Hi PR		300	301	303	308	344	345	347	352	390	391	393	398	439	440	442	447	491	492	494	499	491	492	494	499	521	522	524	528	
Lo PR		120	126	135	146	124	130	138	150	126	133	141	152	127	134	142	153	128	135	143	154	128	135	143	154	138	144	153	165	

kW = Total system power
Amps = outdoor unit amps

Shaded area is AHRI conditions

IDB*: Entering Indoor Dry Bulb Temperature

High and low pressures are measured at the liquid and suction service valves.
Airflow may vary depending on actual ambient conditions and system operation modes.

EXPANDED COOLING DATA — DH6VSA6010A* / DFVE60DP1300A*

IDB*		OUTDOOR AMBIENT TEMPERATURE																																			
		65°F						75°F						85°F						95°F						105°F						115°F					
		AIRFLOW			ENTERING INDOOR WET BULB TEMPERATURE			ENTERING INDOOR WET BULB TEMPERATURE			ENTERING INDOOR WET BULB TEMPERATURE			ENTERING INDOOR WET BULB TEMPERATURE			ENTERING INDOOR WET BULB TEMPERATURE			ENTERING INDOOR WET BULB TEMPERATURE			ENTERING INDOOR WET BULB TEMPERATURE			ENTERING INDOOR WET BULB TEMPERATURE			ENTERING INDOOR WET BULB TEMPERATURE			ENTERING INDOOR WET BULB TEMPERATURE					
1390	MBh	29.1	42.9	59.2	39.7	56.1	57.8	47.4	53.7	55.4	49.6	50.4	52.0	42.2	42.9	44.3	33.3	33.8	35.1																		
	S/T	0.67	0.51	0.36	0.60	0.49	0.36	0.60	0.52	0.39	0.61	0.53	0.41	0.64	0.56	0.43	0.71	0.63	0.50																		
	ΔT	20	20	16	21	19	16	22	19	16	20	18	15	21	19	15	21	19	16																		
	kW	1.60	2.45	4.12	2.62	4.68	4.67	4.09	5.30	5.29	5.97	5.97	5.96	5.87	5.87	5.86	5.09	5.09	5.08																		
	Amps	6.5	9.9	16.3	10.6	18.6	18.6	16.2	21.2	21.1	24.0	24.0	23.9	23.6	23.6	23.5	20.5	20.5	20.4																		
	Hi PR	252	269	298	308	343	345	371	392	394	443	444	446	483	485	487	518	520	521																		
	Lo PR	121	120	122	119	120	128	119	124	133	121	128	137	124	134	141	133	141	150																		
	MBh	32.0	47.6	60.1	43.7	57.0	58.6	51.4	54.6	56.2	50.4	51.2	52.8	43.0	43.6	45.1	33.9	34.5	35.7																		
	S/T	0.73	0.58	0.43	0.66	0.56	0.43	0.67	0.59	0.46	0.68	0.61	0.48	0.71	0.64	0.51	0.78	0.71	0.57																		
	ΔT	19	19	14	20	18	14	21	18	14	19	17	14	19	18	14	20	18	14																		
kW	1.73	2.80	4.15	2.95	4.72	4.71	4.56	5.34	5.33	6.01	6.00	5.99	5.90	5.90	5.89	5.12	5.11	5.11																			
Amps	7.0	11.2	16.4	11.8	18.8	18.7	18.1	21.3	21.3	24.2	24.1	24.1	23.7	23.7	23.7	20.6	20.6	20.5																			
Hi PR	256	277	301	315	346	348	380	395	397	446	447	450	486	487	489	521	522	524																			
Lo PR	121	120	124	119	122	130	119	126	135	122	130	139	126	134	143	135	143	152																			
MBh	38.5	53.3	61.2	49.0	58.0	59.7	54.9	55.6	57.3	51.5	52.3	53.9	43.9	44.6	46.0	34.7	35.3	36.5																			
S/T	0.72	0.60	0.46	0.69	0.60	0.47	0.69	0.62	0.49	0.71	0.64	0.51	0.75	0.67	0.54	0.82	0.74	0.61																			
ΔT	19	18	13	19	17	13	18	17	13	18	16	12	18	16	13	19	17	13																			
kW	2.10	3.26	4.18	3.42	4.75	4.74	5.37	5.37	5.36	6.04	6.03	6.02	5.93	5.92	5.91	5.14	5.13	5.13																			
Amps	8.5	12.9	16.5	13.6	18.9	18.8	21.5	21.5	21.4	24.3	24.3	24.2	23.8	23.8	23.8	20.7	20.6	20.6																			
Hi PR	266	287	304	326	349	351	396	398	400	449	450	452	489	490	492	524	525	527																			
Lo PR	119	120	127	120	124	132	121	128	137	125	132	141	128	136	145	137	145	155																			

1390	MBh	29.1	42.9	59.3	39.8	56.1	57.8	47.5	53.7	55.4	49.6	50.4	52.0	42.2	42.9	44.4	33.3	33.9	35.1
	S/T	0.81	0.64	0.48	0.73	0.61	0.49	0.72	0.64	0.51	0.73	0.66	0.53	0.76	0.69	0.56	0.83	0.76	0.62
	ΔT	24	25	20	26	23	20	27	23	20	24	22	19	25	23	20	25	23	20
	kW	1.60	2.45	4.11	2.62	4.68	4.67	4.09	5.30	5.29	5.97	5.96	5.95	5.87	5.86	5.85	5.09	5.09	5.08
	Amps	6.5	9.9	16.2	10.6	18.6	18.5	16.2	21.2	21.1	24.0	24.0	23.9	23.6	23.5	23.5	20.5	20.5	20.4
	Hi PR	252	269	299	308	343	345	371	392	394	443	445	447	484	485	487	519	520	522
	Lo PR	121	120	122	119	120	128	119	124	133	121	128	137	124	132	141	133	141	150
	MBh	32.0	47.6	60.2	43.7	57.0	58.7	51.4	54.6	56.2	50.5	51.2	52.9	43.0	43.7	45.1	33.9	34.5	35.7
	S/T	0.87	0.71	0.55	0.79	0.68	0.56	0.79	0.71	0.58	0.80	0.73	0.60	0.84	0.76	0.63	1.00	0.83	0.70
	ΔT	23	23	19	25	22	18	25	22	18	23	21	18	24	22	18	24	22	19
kW	1.73	2.79	4.15	2.95	4.72	4.71	4.55	5.33	5.32	6.00	5.99	6.03	5.90	5.89	5.89	5.11	5.11	5.11	
Amps	7.0	11.2	16.4	11.8	18.7	18.7	18.1	21.3	21.3	24.1	24.1	24.1	23.7	23.7	23.6	20.6	20.6	20.5	
Hi PR	257	277	302	315	346	348	381	395	397	446	448	450	486	488	490	521	523	525	
Lo PR	121	120	124	120	122	130	119	126	135	122	130	139	126	134	143	135	143	152	
MBh	38.5	53.4	61.2	49.0	58.1	59.7	54.9	55.7	57.3	51.5	52.3	53.9	43.9	44.6	46.1	34.7	35.3	36.5	
S/T	0.86	0.73	0.59	0.82	0.72	0.59	0.82	0.74	0.62	0.83	0.76	0.63	0.87	0.80	0.67	1.00	0.87	0.74	
ΔT	23	22	18	24	21	17	23	21	17	22	20	17	23	21	17	23	21	17	
kW	2.10	3.25	4.18	3.41	4.74	4.73	5.37	5.36	5.35	6.03	6.03	6.02	5.92	5.92	5.91	5.13	5.13	5.12	
Amps	8.5	12.9	16.5	13.6	18.9	18.8	21.5	21.5	21.4	24.3	24.3	24.2	23.8	23.8	23.9	20.6	20.6	20.7	
Hi PR	266	287	305	326	349	351	397	398	400	449	451	453	489	491	493	524	525	527	
Lo PR	120	120	127	120	124	132	121	128	137	125	132	141	128	136	145	137	145	155	

kW = Total system power
Amps = outdoor unit amps

Shaded area is ACCA (TVA) conditions

IDB*: Entering Indoor Dry Bulb Temperature
High and low pressures are measured at the liquid and suction service valves.
Airflow may vary depending on actual ambient conditions and system operation modes.

EXPANDED COOLING DATA — DH6VSA6010A* / DFVE60DP1300A* (CONT.)

IDB*	AIRFLOW	OUTDOOR AMBIENT TEMPERATURE																							
		65°F				75°F				85°F				95°F				105°F				115°F			
		59	63	67	71	59	63	67	71	59	63	67	71	59	63	67	71	59	63	67	71	59	63	67	71
1390	MBh	31.7	45.0	59.6	62.2	40.0	56.4	58.1	60.6	47.7	54.0	55.7	58.2	49.9	50.7	52.3	54.8	42.5	43.2	44.6	46.9	33.5	34.1	35.3	37.2
	S/T	0.92	0.76	0.60	0.46	0.85	0.73	0.60	0.47	0.84	0.76	0.63	0.49	0.85	0.77	0.65	0.51	1.00	0.81	0.68	0.54	1.00	0.88	0.75	0.61
	ΔT	29	29	25	21	30	28	24	20	31	27	24	20	28	27	23	20	30	28	24	20	29	27	24	20
	kW	1.72	2.60	4.12	4.16	2.62	4.68	4.67	4.72	4.09	5.30	5.29	5.33	5.97	5.97	5.96	6.00	5.87	5.86	5.86	5.89	5.09	5.09	5.08	5.11
	Amps	7.0	10.4	16.3	16.4	10.6	18.6	18.6	18.7	16.2	21.2	21.1	21.3	24.0	24.0	23.9	24.1	23.6	23.6	23.5	23.7	20.5	20.5	20.4	20.6
	Hi PR	254	272	299	304	309	344	346	351	372	393	395	400	444	445	447	452	484	485	487	492	519	520	522	527
	Lo PR	119	119	123	133	120	120	129	139	120	125	133	144	121	128	137	148	125	132	141	152	133	141	151	162
	MBh	34.0	50.3	60.4	63.0	43.9	57.3	59.0	61.5	54.1	54.9	56.5	59.0	50.8	51.5	53.5	55.6	43.2	43.9	45.4	47.6	34.1	34.7	35.9	37.8
	S/T	0.98	0.82	0.67	0.53	0.92	0.80	0.68	0.54	0.90	0.83	0.70	0.56	1.00	0.85	0.72	0.58	1.00	0.88	0.75	0.61	1.00	0.96	0.82	0.68
	ΔT	28	28	23	19	29	26	23	19	28	26	22	19	27	25	22	18	28	26	23	19	28	26	23	19
kW	1.83	3.01	4.15	4.20	2.95	4.72	4.71	4.75	5.34	5.34	5.33	5.37	6.01	6.00	6.03	6.03	5.90	5.90	5.89	5.92	5.12	5.11	5.11	5.14	
Amps	7.5	12.0	16.4	16.6	11.8	18.8	18.7	18.9	21.4	21.3	21.3	21.5	24.2	24.1	24.3	24.3	23.7	23.7	23.7	23.8	20.6	20.6	20.5	20.7	
Hi PR	259	281	302	307	316	347	349	354	394	396	398	403	447	448	447	455	487	488	490	495	522	523	525	530	
Lo PR	120	119	125	135	120	122	131	141	119	127	135	146	123	130	141	150	127	134	143	155	135	143	153	164	
MBh	40.1	57.2	61.5	64.1	51.6	58.4	60.0	62.6	55.2	55.9	57.6	60.1	51.8	52.6	54.2	56.6	44.2	44.9	46.3	48.6	34.9	35.5	36.7	38.6	
S/T	0.97	0.85	0.71	0.57	0.93	0.84	0.71	0.58	0.93	0.86	0.73	0.60	1.00	0.88	0.75	0.62	1.00	0.92	0.79	0.65	1.00	1.00	0.86	0.72	
ΔT	28	27	22	18	29	25	21	18	27	25	21	18	26	24	21	17	27	25	21	18	27	25	22	18	
kW	2.19	3.60	4.18	4.23	3.67	4.75	4.74	4.78	5.37	5.37	5.36	5.40	6.03	6.03	6.02	6.06	5.92	5.92	5.91	5.95	5.14	5.13	5.13	5.15	
Amps	8.9	14.2	16.5	16.7	14.6	18.9	18.8	19.0	21.5	21.5	21.4	21.6	24.3	24.3	24.2	24.4	23.8	23.8	23.8	23.9	20.7	20.6	20.6	20.7	
Hi PR	268	293	305	310	331	350	352	357	397	399	401	406	450	451	453	458	490	491	493	498	525	526	528	532	
Lo PR	119	119	127	138	119	124	133	144	122	129	138	149	125	133	142	153	129	137	146	157	137	145	155	167	
MBh	34.0	50.4	60.5	63.1	44.0	57.4	59.0	61.6	54.2	55.0	56.6	59.1	50.8	51.6	53.2	55.7	43.3	44.0	45.5	47.7	34.2	34.8	36.0	37.9	
S/T	1.00	0.85	0.69	0.56	1.00	0.83	0.70	0.56	1.00	0.85	0.72	0.59	1.00	0.87	0.74	0.61	1.00	0.91	0.78	0.64	1.00	1.00	0.85	0.71	
ΔT	33	34	28	25	34	31	28	24	33	31	28	24	32	30	27	23	33	31	28	24	33	31	28	24	
kW	1.82	2.99	4.13	4.17	2.93	4.69	4.68	4.73	5.32	5.31	5.30	5.34	5.98	5.98	5.97	6.01	5.88	5.87	5.87	5.90	5.10	5.10	5.09	5.12	
Amps	7.4	11.9	16.3	16.5	11.8	18.6	18.6	18.8	21.3	21.2	21.2	21.4	24.0	24.0	24.0	24.2	23.6	23.6	23.6	23.7	20.5	20.5	20.5	20.6	
Hi PR	258	280	301	306	314	345	347	352	393	394	396	401	445	447	449	454	485	487	489	494	520	522	523	528	
Lo PR	119	119	124	135	120	122	130	141	119	126	135	146	123	130	139	150	126	134	143	154	135	143	152	164	
MBh	38.6	53.5	61.4	64.0	49.2	58.2	59.9	62.4	55.0	55.8	57.5	60.0	51.7	52.4	54.0	56.5	44.1	44.7	46.2	48.4	34.8	35.4	36.6	38.5	
S/T	1.00	0.91	0.77	0.63	1.00	0.90	0.77	0.64	1.00	0.92	0.79	0.66	1.00	0.94	0.81	0.68	1.00	1.00	0.85	0.71	1.00	1.00	0.92	0.78	
ΔT	33	32	27	23	34	30	26	23	32	30	26	23	31	29	25	22	32	30	26	23	32	30	26	23	
kW	2.09	3.24	4.16	4.21	3.40	4.73	4.72	4.76	5.35	5.35	5.34	5.38	6.02	6.01	6.00	6.05	5.91	5.91	5.90	5.93	5.12	5.12	5.11	5.14	
Amps	8.5	12.8	16.5	16.6	13.5	18.8	18.8	18.9	21.4	21.4	21.3	21.5	24.2	24.2	24.1	24.3	23.7	23.7	23.7	23.9	20.6	20.6	20.6	20.7	
Hi PR	265	286	304	309	325	348	350	355	396	397	399	404	448	450	452	457	488	490	492	497	523	524	526	531	
Lo PR	119	120	127	137	120	124	132	143	121	128	137	148	124	132	141	152	128	136	145	156	137	145	154	166	
MBh	44.8	60.8	62.5	65.1	55.9	59.3	61.0	63.5	56.1	56.9	58.5	61.0	52.7	53.5	55.1	57.6	45.0	45.7	47.2	49.4	35.6	36.2	37.4	39.3	
S/T	1.00	0.93	0.80	0.67	1.00	0.93	0.81	0.67	1.00	0.96	0.83	0.70	1.00	0.98	0.85	0.71	1.00	1.00	0.89	0.75	1.00	1.00	0.96	0.82	
ΔT	32	30	26	22	33	29	25	22	30	29	25	21	30	28	24	21	31	29	25	21	30	29	25	22	
kW	2.50	4.20	4.19	4.24	4.07	4.76	4.75	4.79	5.38	5.38	5.37	5.41	6.05	6.04	6.03	6.07	5.93	5.93	5.92	5.96	5.14	5.14	5.13	5.16	
Amps	10.0	16.6	16.6	16.8	16.1	18.9	18.9	19.1	21.5	21.5	21.5	21.7	24.3	24.3	24.3	24.5	23.9	23.8	23.8	24.0	20.7	20.7	20.6	20.8	
Hi PR	275	304	306	312	338	351	353	358	399	400	402	407	451	453	455	460	491	492	494	499	526	527	529	534	
Lo PR	119	120	129	140	119	126	135	146	123	131	139	150	127	134	143	154	130	138	147	159	139	147	157	169	

kW = Total system power
Amps = outdoor unit amps

Shaded area is AHRI conditions

IDB*: Entering Indoor Dry Bulb Temperature
High and low pressures are measured at the liquid and suction service valves.
Airflow may vary depending on actual ambient conditions and system operation modes.

EXPANDED HEATING DATA — NORMAL HEATING MODE

DH6VSA1810A* + DFVE24BP1300A*

	OUTDOOR AMBIENT TEMPERATURE																	
	65	60	55	50	47	45	40	35	30	25	20	17	15	10	5	0	-5	-10
MBh	23.3	21.3	19.6	18.2	17.4	16.9	15.9	20.3	19.0	17.8	16.6	15.8	15.4	14.1	13.0	11.6	9.4	7.4
T/R	37	33	31	28	27	26	25	35	33	31	29	27	27	24	22	20	16	13
KW	1.73	1.68	1.65	1.61	1.59	1.58	1.55	2.17	2.10	2.04	1.98	1.94	1.92	1.86	1.81	1.72	1.47	1.24
AMPS	5.8	5.6	5.5	5.3	5.3	5.2	5.1	9.3	9.0	8.7	8.4	8.3	8.1	7.9	7.7	7.2	6.1	5.0
COP	3.96	3.71	3.49	3.30	3.20	3.14	2.99	2.74	2.65	2.56	2.46	2.39	2.34	2.22	2.10	2.05	1.99	1.95
Hi PR	395	377	362	349	342	338	329	371	360	350	341	336	332	324	316	301	270	236
LO PR	159	142	127	115	109	105	96	83	76	69	62	58	56	49	44	35	29	24

DH6VSA2410A* + DFVE24BP1300A*

	OUTDOOR AMBIENT TEMPERATURE																	
	65	60	55	50	47	45	40	35	30	25	20	17	15	10	5	0	-5	-10
MBh	31.0	28.3	26.0	24.2	23.2	22.6	21.2	21.4	19.9	18.6	17.4	16.6	16.2	15.1	14.2	12.2	10.9	8.4
T/R	40	36	33	31	30	29	27	26	25	23	21	20	20	18	17	15	13	10
KW	2.30	2.22	2.15	2.09	2.06	2.04	2.00	2.29	2.23	2.17	2.12	2.09	2.07	2.02	1.98	1.90	1.84	1.55
AMPS	9.4	9.1	8.8	8.5	8.3	8.3	8.1	8.5	8.3	8.1	7.8	7.7	7.6	7.4	7.3	6.9	6.7	5.4
COP	3.95	3.74	3.55	3.39	3.30	3.25	3.12	2.74	2.62	2.51	2.40	2.33	2.29	2.18	2.10	1.96	1.85	1.77
Hi PR	400	380	363	350	343	339	330	331	322	314	306	301	298	291	284	273	264	239
LO PR	151	134	120	108	102	99	91	80	73	66	60	56	54	49	44	34	28	24

DH6VSA3010A* + DFVE36CP1300A*

	OUTDOOR AMBIENT TEMPERATURE																	
	65	60	55	50	47	45	40	35	30	25	20	17	15	10	5	0	-5	-10
MBh	38.8	35.2	32.3	30.0	28.8	28.1	26.4	26.9	25.3	23.6	21.9	20.9	20.2	18.5	17.0	15.1	12.6	10.4
T/R	38	34	31	29	28	27	25	28	26	24	22	21	21	19	17	15	13	10
KW	2.84	2.74	2.66	2.59	2.56	2.54	2.48	2.83	2.76	2.69	2.61	2.56	2.53	2.45	2.37	2.30	2.06	1.83
AMPS	10.9	10.4	10.1	9.8	9.6	9.5	9.3	11.0	10.7	10.4	10.1	9.9	9.7	9.4	9.1	8.7	7.7	6.7
COP	4.00	3.76	3.56	3.39	3.30	3.25	3.12	2.78	2.68	2.57	2.46	2.39	2.34	2.21	2.10	2.01	1.93	1.85
Hi PR	382	363	348	335	329	325	317	317	309	302	295	291	289	282	277	266	249	232
LO PR	144	127	113	102	97	93	86	81	74	67	60	56	53	47	42	33	28	23

DH6VSA3610A* + DFVE36CP1300A*

	OUTDOOR AMBIENT TEMPERATURE																	
	65	60	55	50	47	45	40	35	30	25	20	17	15	10	5	0	-5	-10
MBh	47.5	42.8	39.1	36.1	34.6	33.7	31.6	32.4	30.2	28.0	25.9	24.6	23.7	21.7	20.0	17.3	15.1	11.1
T/R	37	33	30	28	27	26	24	25	23	21	20	19	18	16	15	13	11	8
KW	3.48	3.33	3.22	3.12	3.07	3.04	2.98	3.46	3.37	3.29	3.20	3.14	3.11	3.01	2.93	2.84	2.75	2.24
AMPS	12.7	12.1	11.6	11.2	11.0	10.9	10.6	10.9	10.6	10.3	10.0	9.8	9.6	9.3	9.0	8.7	8.4	6.6
COP	4.00	3.77	3.56	3.39	3.30	3.24	3.12	2.75	2.62	2.50	2.37	2.29	2.24	2.11	2.00	1.87	1.74	1.65
Hi PR	386	365	348	335	329	325	316	311	303	296	289	285	282	276	271	260	253	237
LO PR	147	129	115	104	98	94	87	80	73	66	60	56	53	47	42	33	26	25

Calculations are based on nominal CFM and 70 °F indoor dry bulb.

Amps = Outdoor unit amps (comp.+fan)

Note: Shaded area is AHRI Rating Conditions at 47°F outdoor ambient temperature

KW= Total system power

EXPANDED HEATING DATA — NORMAL HEATING MODE

DH6VSA4210A* + DFVE48DP1300A*

	OUTDOOR AMBIENT TEMPERATURE																	
	65	60	55	50	47	45	40	35	30	25	20	17	15	10	5	0	-5	-10
MBh	53.8	48.7	44.8	41.6	40.0	39.0	36.8	44.5	41.3	38.3	35.4	33.7	32.5	29.8	27.8	23.6	17.0	12.4
T/R	39	36	33	30	29	28	27	34	32	29	27	26	25	23	21	18	13	9
KW	3.98	3.83	3.71	3.61	3.55	3.52	3.44	4.94	4.79	4.65	4.50	4.41	4.36	4.20	4.07	3.89	2.90	2.35
AMPS	15.7	15.1	14.6	14.1	13.9	13.7	13.4	20.4	19.8	19.2	18.5	18.2	17.9	17.2	16.6	15.9	11.5	9.0
COP	3.96	3.73	3.54	3.38	3.30	3.25	3.13	2.64	2.53	2.42	2.30	2.24	2.19	2.08	2.00	1.87	1.87	1.79
Hi PR	402	381	365	353	346	343	335	364	354	343	332	325	320	309	298	286	242	210
LO PR	145	127	113	102	97	93	86	71	65	59	54	51	49	44	40	31	26	21

DH6VSA4810A* + DFVE48DP1300A*

	OUTDOOR AMBIENT TEMPERATURE																	
	65	60	55	50	47	45	40	35	30	25	20	17	15	10	5	0	-5	-10
MBh	61.0	55.4	50.9	47.3	45.5	44.4	41.9	44.8	41.6	38.6	35.7	33.9	32.8	30.0	28.0	23.8	17.1	12.7
T/R	44	40	36	34	32	32	30	33	30	28	26	25	24	22	20	17	12	10
KW	4.65	4.43	4.26	4.11	4.04	4.00	3.89	4.97	4.82	4.68	4.54	4.45	4.39	4.23	4.10	3.92	2.99	2.48
AMPS	20.0	19.0	18.2	17.6	17.2	17.0	16.5	20.3	19.7	19.1	18.4	18.0	17.8	17.1	16.5	15.8	11.7	9.5
COP	3.85	3.66	3.50	3.37	3.30	3.26	3.15	2.64	2.53	2.42	2.30	2.24	2.19	2.08	2.00	1.87	1.83	1.73
Hi PR	428	405	386	372	365	361	352	362	352	341	330	323	319	307	297	285	246	215
LO PR	143	126	112	101	95	92	85	71	65	59	54	51	49	44	40	31	26	21

DH6VSA6010A* + DFVE60DP1300A*

	OUTDOOR AMBIENT TEMPERATURE																	
	65	60	55	50	47	45	40	35	30	25	20	17	15	10	5	0	-5	-10
MBh	73.9	66.9	61.3	56.8	54.5	53.1	50.0	54.7	51.1	47.5	43.7	41.4	39.9	36.2	33.0	28.8	25.1	19.0
T/R	42	38	35	32	31	30	28	32	30	28	26	24	23	21	19	17	14	11
KW	5.57	5.31	5.10	4.93	4.84	4.79	4.66	6.05	5.85	5.65	5.45	5.32	5.24	5.02	4.84	4.64	4.40	3.54
AMPS	20.5	19.5	18.6	17.9	17.6	17.4	16.9	21.0	20.3	19.5	18.8	18.3	18.0	17.2	16.4	15.7	14.8	11.8
COP	3.89	3.69	3.52	3.38	3.30	3.25	3.14	2.65	2.56	2.46	2.35	2.28	2.23	2.11	2.00	1.92	1.83	1.81
Hi PR	432	407	387	372	364	360	349	354	342	331	320	313	309	298	290	274	262	231
LO PR	145	127	113	102	96	92	85	71	65	59	54	50	48	44	40	34	27	23

Calculations are based on nominal CFM and 70 °F indoor dry bulb.

Amps = Outdoor unit amps (comp.+fan)

Note: Shaded area is AHRI Rating Conditions at 47°F outdoor ambient temperature

KW= Total system power

EXPANDED HEATING DATA — HEATING BOOST MODE

DH6VSA1810A* + DFVE24BP1300A*

	OUTDOOR AMBIENT TEMPERATURE							
	65	60	55	50	47	45	40	35 OR LOWER
MBh	28.1	27.8	25.7	24.7	23.7	23.0	21.6	Same as normal heating mode
T/R	49	49	45	43	41	40	38	
KW	2.28	2.52	2.40	2.44	2.38	2.34	2.25	
AMPS	9.8	10.9	10.3	10.5	10.3	10.1	9.7	
COP	3.61	3.24	3.14	2.96	2.91	2.89	2.81	
Hi PR	454	450	427	415	404	398	383	
LO PR	157	138	124	110	104	100	91	

DH6VSA2410A* + DFVE24BP1300A*

	OUTDOOR AMBIENT TEMPERATURE							
	65	60	55	50	47	45	40	35 OR LOWER
MBh	33.7	31.1	28.8	26.6	25.4	24.7	23.0	Same as normal heating mode
T/R	42	39	36	33	32	31	29	
KW	2.81	2.71	2.61	2.51	2.46	2.43	2.36	
AMPS	10.7	10.3	9.9	9.5	9.3	9.1	8.8	
COP	3.52	3.37	3.23	3.10	3.03	2.98	2.85	
Hi PR	419	397	379	364	356	351	340	
LO PR	147	131	118	106	100	96	88	

DH6VSA3010A* + DFVE36CP1300A*

	OUTDOOR AMBIENT TEMPERATURE							
	65	60	55	50	47	45	40	35 OR LOWER
MBh	42.4	38.5	35.4	32.8	31.4	30.6	28.7	Same as normal heating mode
T/R	45	40	37	34	33	32	30	
KW	3.54	3.36	3.21	3.09	3.03	3.00	2.91	
AMPS	14.1	13.3	12.7	12.2	11.9	11.7	11.4	
COP	3.51	3.36	3.23	3.11	3.04	2.99	2.89	
Hi PR	402	381	363	349	341	337	326	
LO PR	149	131	118	106	100	97	88	

DH6VSA3610A* + DFVE36CP1300A*

	OUTDOOR AMBIENT TEMPERATURE							
	65	60	55	50	47	45	40	35 OR LOWER
MBh	52.3	47.4	43.3	40.0	38.3	37.2	34.7	Same as normal heating mode
T/R	41	37	33	31	29	29	27	
KW	4.21	4.01	3.86	3.74	3.67	3.63	3.54	
AMPS	13.7	13.0	12.4	11.9	11.7	11.6	11.2	
COP	3.64	3.46	3.29	3.14	3.05	3.00	2.87	
Hi PR	392	371	354	340	333	329	319	
LO PR	148	130	116	105	99	95	87	

Calculations are based on nominal CFM and 70 °F indoor dry bulb.

Amps = Outdoor unit amps (comp.+fan)

Note: Shaded area is AHRI Rating Conditions at 47°F outdoor ambient temperature

KW= Total system power

DH6VSA4210A* + DFVE48DP1300A*

	OUTDOOR AMBIENT TEMPERATURE							
	65	60	55	50	47	45	40	35 OR LOWER
MBh	65.2	66.6	60.6	55.7	53.1	51.5	47.8	Same as normal heating mode
T/R	51	52	47	43	41	40	37	
KW	5.36	6.29	5.86	5.54	5.38	5.29	5.10	
AMPS	22.3	26.4	24.5	23.1	22.4	22.0	21.1	
COP	3.56	3.10	3.03	2.95	2.89	2.85	2.75	
Hi PR	455	459	428	405	395	388	375	
LO PR	146	125	110	97	90	87	78	

DH6VSA4810A* + DFVE48DP1300A*

	OUTDOOR AMBIENT TEMPERATURE							
	65	60	55	50	47	45	40	35 OR LOWER
MBh	61.0	67.1	61.1	56.1	53.5	51.8	48.1	Same as normal heating mode
T/R	44	49	45	41	39	38	35	
KW	4.65	6.34	5.91	5.58	5.42	5.33	5.14	
AMPS	20.0	26.3	24.4	23.0	22.3	21.9	21.0	
COP	3.85	3.10	3.03	2.95	2.89	2.85	2.75	
Hi PR	428	456	425	403	392	386	373	
LO PR	143	126	110	97	91	87	79	

DH6VSA6010A* + DFVE60DP1300A*

	OUTDOOR AMBIENT TEMPERATURE							
	65	60	55	50	47	45	40	35 OR LOWER
MBh	86.0	77.9	71.6	66.5	63.8	62.2	58.3	Same as normal heating mode
T/R	51	46	43	39	38	37	35	
KW	7.84	7.37	7.00	6.70	6.55	6.46	6.25	
AMPS	27.8	26.0	24.6	23.5	22.9	22.5	21.7	
COP	3.21	3.10	3.00	2.91	2.85	2.82	2.74	
Hi PR	461	433	411	394	384	379	366	
LO PR	136	120	107	96	90	86	78	

Calculations are based on nominal CFM and 70 °F indoor dry bulb.

Amps = Outdoor unit amps (comp.+fan)

Note: Shaded area is AHRI Rating Conditions at 47°F outdoor ambient temperature

KW= Total system power

PERFORMANCE DATA FOR STANDARD OPERATING MODE

DH6VSA1810A* / DFVE24BP1300A*				
DESIGN SUBCOOLING @ AHRI 95°F CONDITIONS 9-11°F				
AT 100% DEMAND				
OUTDOOR TEMP °F	TOTAL BTU/H	SENSIBLE BTU/H	LATENT BTU/H	TOTAL WATTS
75°	19,000	13,500	5,500	1,080
80°	18,600	13,400	5,200	1,200
85°	18,100	13,200	4,900	1,250
90°	17,600	13,000	4,600	1,300
95°	17,100	12,800	4,300	1,430
100°	16,400	12,500	3,900	1,500
105°	15,700	12,100	3,600	1,650
110°	15,100	12,000	3,100	1,800
115°	14,500	11,900	2,600	1,900
TVA Conditions @ 95° OD DB, 75° ID, 63° ID WB				
95°	16,400	12,500	3,900	1,430

DH6VSA1810A* / DFVE24BP1300A*				
DESIGN SUBCOOLING @ AHRI 95°F CONDITIONS 9-11°F				
IN BOOST MODE				
OUTDOOR TEMP °F	TOTAL BTU/H	SENSIBLE BTU/H	LATENT BTU/H	TOTAL WATTS
75°	20,500	14,800	5,700	1,100
80°	20,000	14,600	5,400	1,200
85°	19,500	14,400	5,100	1,300
90°	18,900	14,200	4,700	1,400
95°	18,300	13,900	4,400	1,450
100°	17,600	13,600	4,000	1,600
105°	16,900	13,200	3,700	1,700
110°	16,300	13,100	3,200	1,800
115°	15,700	13,000	2,700	1,950
TVA Conditions @ 95° OD DB, 75° ID, 63° ID WB				
95°	17,600	13,600	4,000	1,450

DH6VSA2410A* / DFVE24BP1300A*				
DESIGN SUBCOOLING @ AHRI 95°F CONDITIONS 11-13°F				
AT 100% DEMAND				
OUTDOOR TEMP °F	TOTAL BTU/H	SENSIBLE BTU/H	LATENT BTU/H	TOTAL WATTS
75°	26,000	18,200	7,800	1,790
80°	25,400	18,000	7,400	1,900
85°	24,700	17,800	6,900	2,030
90°	24,000	17,500	6,500	2,200
95°	23,200	17,200	6,000	2,270
100°	22,200	16,600	5,600	2,400
105°	21,100	16,000	5,100	2,570
110°	20,300	15,900	4,400	2,700
115°	19,400	15,700	3,700	2,910
TVA Conditions @ 95° OD DB, 75° ID, 63° ID WB				
95°	22,200	16,700	5,500	2,290

DH6VSA2410A* / DFVE24BP1300A*				
DESIGN SUBCOOLING @ AHRI 95°F CONDITIONS 11-13°F				
IN BOOST MODE				
OUTDOOR TEMP °F	TOTAL BTU/H	SENSIBLE BTU/H	LATENT BTU/H	TOTAL WATTS
75°	28,300	20,100	8,200	1,900
80°	27,600	19,900	7,700	2,000
85°	26,900	19,600	7,300	2,150
90°	26,000	19,200	6,800	2,300
95°	25,100	18,800	6,300	2,400
100°	24,100	18,300	5,800	2,600
105°	23,000	17,700	5,300	2,700
110°	22,100	17,600	4,500	2,900
115°	21,200	17,400	3,800	3,100
TVA Conditions @ 95° OD DB, 75° ID, 63° ID WB				
95°	24,200	18,400	5,800	2,400

PERFORMANCE DATA FOR STANDARD OPERATING MODE (CONT.)

DH6VSA3010A* / DFVE36CP1300A*				
DESIGN SUBCOOLING @ AHRI 95°F CONDITIONS 13-15°F				
AT 100% DEMAND				
Outdoor Temp °F	Total BTU/h	Sensible BTU/h	Latent BTU/h	Total Watts
75°	31,800	22,900	8,900	2,280
80°	31,000	22,800	8,200	2,400
85°	30,200	22,700	7,500	2,550
90°	29,300	22,300	7,000	2,700
95°	28,400	21,900	6,500	2,840
100°	27,200	21,300	5,900	3,000
105°	25,900	20,700	5,200	3,160
110°	24,900	20,600	4,300	3,300
115°	23,800	20,500	3,300	3,530
TVA Conditions @ 95° OD DB, 75° ID, 63° ID WB				
95°	27,100	21,100	6,000	2,850

DH6VSA3010A* / DFVE36CP1300A*				
DESIGN SUBCOOLING @ AHRI 95°F CONDITIONS 13-15°F				
IN BOOST MODE				
OUTDOOR TEMP °F	TOTAL BTU/H	SENSIBLE BTU/H	LATENT BTU/H	TOTAL WATTS
75°	34,700	24,600	10,100	2,350
80°	33,900	24,500	9,400	2,500
85°	33,000	24,400	8,600	2,600
90°	31,900	23,900	8,000	2,800
95°	30,700	23,300	7,400	2,900
100°	29,500	22,800	6,700	3,100
105°	28,200	22,300	5,900	3,250
110°	27,100	22,100	5,000	3,400
115°	26,000	21,800	4,200	3,600
TVA CONDITIONS @ 95° OD DB, 75° ID, 63° ID WB				
95°	29,600	22,800	6,800	2,900

DH6VSA3610A* / DFVE36CP1300A*				
DESIGN SUBCOOLING @ AHRI 95°F CONDITIONS 14-16°F				
AT 100% DEMAND				
Outdoor Temp °F	Total BTU/h	Sensible BTU/h	Latent BTU/h	Total Watts
75°	38,300	28,000	10,300	3,050
80°	37,300	27,600	9,700	3,200
85°	36,300	27,200	9,100	3,430
90°	35,300	26,800	8,500	3,600
95°	34,200	26,300	7,900	3,800
100°	32,500	25,300	7,200	4,100
105°	30,800	24,300	6,500	4,310
110°	29,800	24,600	5,200	4,400
115°	28,800	24,800	4,000	4,390
TVA Conditions @ 95° OD DB, 75° ID, 63° ID WB				
95°	32,500	25,400	7,100	3,850

DH6VSA3610A* / DFVE36CP1300A*				
DESIGN SUBCOOLING @ AHRI 95°F CONDITIONS 14-16°F				
IN BOOST MODE				
OUTDOOR TEMP °F	TOTAL BTU/H	SENSIBLE BTU/H	LATENT BTU/H	TOTAL WATTS
75°	41,200	30,100	11,100	3,100
80°	40,100	29,700	10,400	3,300
85°	39,000	29,300	9,700	3,450
90°	37,600	28,600	9,000	3,700
95°	36,200	27,900	8,300	3,900
100°	34,700	27,000	7,700	4,100
105°	33,100	26,100	7,000	4,350
110°	31,000	25,500	5,500	4,400
115°	28,800	24,800	4,000	4,400
TVA CONDITIONS @ 95° OD DB, 75° ID, 63° ID WB				
95°	34,900	27,200	7,700	3,900

PERFORMANCE DATA FOR STANDARD OPERATING MODE (CONT.)

DH6VSA4210A* / DFVE48DP1300A*				
DESIGN SUBCOOLING @ AHRI 95°F CONDITIONS 7-9°F				
AT 100% DEMAND				
OUTDOOR TEMP °F	TOTAL BTU/H	SENSIBLE BTU/H	LATENT BTU/H	TOTAL WATTS
75°	44,000	30,400	13,600	3,720
80°	43,400	30,400	13,000	3,900
85°	42,800	30,400	12,400	4,120
90°	41,900	30,200	11,700	4,300
95°	41,000	29,900	11,100	4,560
100°	39,800	29,400	10,400	4,800
105°	38,500	28,900	9,600	5,010
110°	35,200	27,400	7,800	4,100
115°	31,900	25,800	6,100	3,120
TVA Conditions @ 95° OD DB, 75° ID, 63° ID WB				
95°	39,400	29,200	10,200	4,550

DH6VSA4210A* / DFVE48DP1300A*				
DESIGN SUBCOOLING @ AHRI 95°F CONDITIONS 7-9°F				
IN BOOST MODE				
OUTDOOR TEMP °F	TOTAL BTU/H	SENSIBLE BTU/H	LATENT BTU/H	TOTAL WATTS
75°	47,600	31,900	15,700	3,100
80°	47,000	31,900	15,100	3,300
85°	46,300	31,900	14,400	3,450
90°	45,300	31,700	13,600	3,600
95°	44,200	31,400	12,800	3,800
100°	42,900	30,900	12,000	4,000
105°	41,600	30,400	11,200	4,150
110°	36,800	28,100	8,700	3,700
115°	31,900	25,800	6,100	3,150
TVA Conditions @ 95° OD DB, 75° ID, 63° ID WB				
95°	42,600	30,700	11,900	3,800

DH6VSA4810A* / DFVE48DP1300A*				
DESIGN SUBCOOLING @ AHRI 95°F CONDITIONS 8-10°F				
AT 100% DEMAND				
OUTDOOR TEMP °F	TOTAL BTU/H	SENSIBLE BTU/H	LATENT BTU/H	TOTAL WATTS
75°	50,700	34,500	16,200	4,130
80°	49,600	34,500	15,100	4,300
85°	48,400	34,400	14,000	4,550
90°	47,000	33,800	13,200	4,800
95°	45,500	33,200	12,300	5,000
100°	43,700	32,500	11,200	5,200
105°	41,800	31,800	10,000	5,450
110°	37,000	28,900	8,100	4,400
115°	32,100	26,000	6,100	3,340
TVA Conditions @ 95° OD DB, 75° ID, 63° ID WB				
95°	43,700	32,300	11,400	4,990

DH6VSA4810A* / DFVE48DP1300A*				
DESIGN SUBCOOLING @ AHRI 95°F CONDITIONS 8-10°F				
IN BOOST MODE				
OUTDOOR TEMP °F	TOTAL BTU/H	SENSIBLE BTU/H	LATENT BTU/H	TOTAL WATTS
75°	56,000	35,800	20,200	4,100
80°	54,800	35,600	19,200	4,300
85°	53,500	35,300	18,200	4,500
90°	51,800	35,000	16,800	4,700
95°	50,100	34,600	15,500	4,950
100°	48,200	33,800	14,400	5,200
105°	46,300	32,900	13,400	5,400
110°	39,200	29,500	9,700	4,400
115°	32,100	26,000	6,100	3,350
TVA Conditions @ 95° OD DB, 75° ID, 63° ID WB				
95°	48,300	33,300	15,000	4,950

PERFORMANCE DATA FOR STANDARD OPERATING MODE (CONT.)

DH6VSA6010A* / DFVE60DP1300A*				
DESIGN SUBCOOLING @ AHRI 95°F CONDITIONS 8-10°F				
AT 100% DEMAND				
Outdoor Temp °F	Total BTU/h	Sensible BTU/h	Latent BTU/h	Total Watts
75°	59,000	40,100	18,900	4,710
80°	57,800	39,900	17,900	5,000
85°	56,500	39,600	16,900	5,330
90°	55,000	39,100	15,900	5,600
95°	53,500	38,500	15,000	5,940
100°	49,500	36,300	13,200	5,900
105°	45,400	34,100	11,300	5,890
110°	40,700	31,800	8,900	5,500
115°	35,900	29,400	6,500	5,110
TVA Conditions @ 95° OD DB, 75° ID, 63° ID WB				
95°	51,200	37,400	13,800	6,000

DH6VSA6010A* / DFVE60DP1300A*				
DESIGN SUBCOOLING @ AHRI 95°F CONDITIONS 8-10°F				
IN BOOST MODE				
OUTDOOR TEMP °F	TOTAL BTU/H	SENSIBLE BTU/H	LATENT BTU/H	TOTAL WATTS
75°	62,400	40,600	21,800	5,950
80°	62,100	41,000	21,100	6,350
85°	61,500	41,200	20,300	6,700
90°	59,900	41,000	18,900	6,950
95°	57,500	40,300	17,200	7,300
100°	51,500	37,200	14,300	6,550
105°	45,400	34,000	11,400	5,900
110°	40,700	31,800	8,900	5,550
115°	35,900	29,500	6,400	5,150
TVA CONDITIONS @ 95° OD DB, 75° ID, 63° ID WB				
95°	55,400	39,300	16,100	7,300

SOUND DATA - SOUND POWER

NORMAL MODE - COOLING		SOUND POWER LEVEL ¹						
TONNAGE	TOTAL UNIT SOUND RATING (dBA)	OCTAVE BAND SPECTRUM FREQUENCY (Hz) ANALYSIS (dB)						
		125	250	500	1000	2000	4000	8000
1.5-ton	61	48.1	53.4	57.3	55.2	48.8	41.6	36.9
2-ton	64	48.2	58.2	61.0	56.1	49.2	43.7	39.4
2.5-ton	67	57.9	58.4	62.9	61.1	55.1	48.3	41.2
3-ton	68	56.3	60.0	64.3	61.3	56.9	53.7	45.8
3.5-ton	71	60.3	64.5	65.2	65.8	60.9	54.4	48.1
4-ton	72	64.0	65.4	66.2	65.8	61.0	56.3	49.3
5-ton	73	62.9	66.4	67.0	67.4	63.0	58.9	50.6

¹ Compliant with AHRI 270.

² Compliant with AHRI 220.

NORMAL MODE - HEATING		SOUND POWER LEVEL ¹						
TONNAGE	TOTAL UNIT SOUND RATING (dBA)	OCTAVE BAND SPECTRUM FREQUENCY (Hz) ANALYSIS (dB)						
		125	250	500	1000	2000	4000	8000
1.5-ton	61	48.6	52.4	57.5	55.2	48.9	44.9	40.6
2-ton	63	50.1	56.1	59.0	56.6	51.2	48.9	40.5
2.5-ton	70	56.6	61.8	65.8	64.9	58.7	52.4	45.0
3-ton	71	58.4	63.3	66.1	65.8	60.0	58.1	48.4
3.5-ton	72	62.0	62.6	66.2	67.4	62.8	57.4	51.6
4-ton	72	59.6	63.1	66.8	67.3	62.6	57.6	51.4
5-ton	73	61.7	65.0	67.4	67.5	63.0	57.8	52.1

¹ Compliant with AHRI 270.

² Compliant with AHRI 220.

QUIET MODE_COOLING

TONNAGE	SOUND SUPPRESSION LEVEL	SOUND POWER LEVEL (dBA)1	SOUND PRESSURE LEVEL (dBA)2
1.5-ton	LV.1	63	46
	LV.2	60	43
	LV.3	57	40
2-ton	LV.1	64	47
	LV.2	61	44
	LV.3	58	41
2.5-ton	LV.1	65	51
	LV.2	62	48
	LV.3	59	45
3-ton	LV.1	65	51
	LV.2	62	48
	LV.3	59	45
3.5-ton	LV.1	67	55
	LV.2	62	50
	LV.3	57	45
4-ton	LV.1	67	55
	LV.2	62	50
	LV.3	57	45
5-ton	LV.1	68	55
	LV.2	63	50
	LV.3	58	45

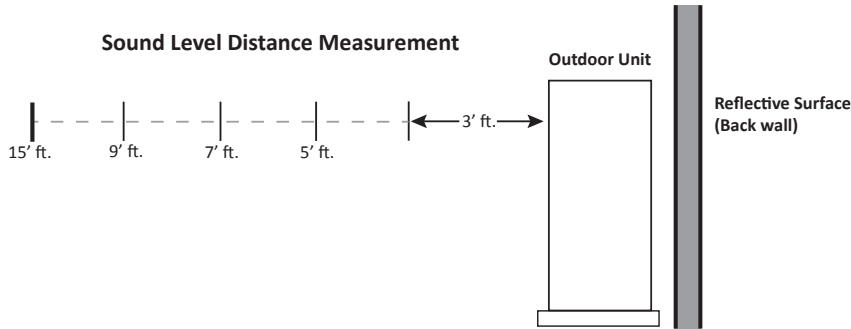
¹ Quiet Mode Sound Power and Sound Pressure levels determined at a distance of 3 [ft].

QUIET MODE_HEATING

TONNAGE	SOUND SUPPRESSION LEVEL	SOUND POWER LEVEL (dBA)1	SOUND PRESSURE LEVEL (dBA)2
1.5-ton	LV.1	65	48
	LV.2	62	45
	LV.3	59	42
2-ton	LV.1	66	49
	LV.2	63	46
	LV.3	60	43
2.5-ton	LV.1	67	53
	LV.2	64	50
	LV.3	59	45
3-ton	LV.1	67	53
	LV.2	64	50
	LV.3	59	45
3.5-ton	LV.1	67	55
	LV.2	62	50
	LV.3	57	45
4-ton	LV.1	67	55
	LV.2	62	50
	LV.3	57	45
5-ton	LV.1	68	55
	LV.2	63	50
	LV.3	58	45

¹ Quiet Mode Sound Power and Sound Pressure levels determined at a distance of 3 [ft].

SOUND DATA - SOUND PRESSURE



		SOUND PRESSURE (dBA) COOLING MODE ¹				
		DISTANCE FROM PROPERTY LINE				
TONNAGE	REFLECTIVE SURFACE QTY.	3'	5'	7'	9'	15'
1.5 Ton	0	54	49	46	44	40
	1	57	52	49	47	43
	2	60	55	52	50	46
2.0 Ton	0	57	52	49	47	43
	1	60	55	52	50	46
	2	63	58	55	53	49
2.5 Ton	0	60	55	52	50	46
	1	63	58	55	53	49
	2	66	61	58	56	52
3.0 Ton	0	61	56	53	51	47
	1	64	59	56	54	50
	2	67	62	59	57	53
3.5 Ton	0	64	59	56	54	50
	1	67	62	59	57	53
	2	70	65	62	60	56
4.0 Ton	0	65	60	57	55	51
	1	68	63	60	58	54
	2	71	66	63	61	57
5.0 Ton	0	66	61	58	56	52
	1	69	64	61	59	55
	2	72	67	64	62	58

¹ Compliant with AHRI 275 utilizing standard mode, total sound levels

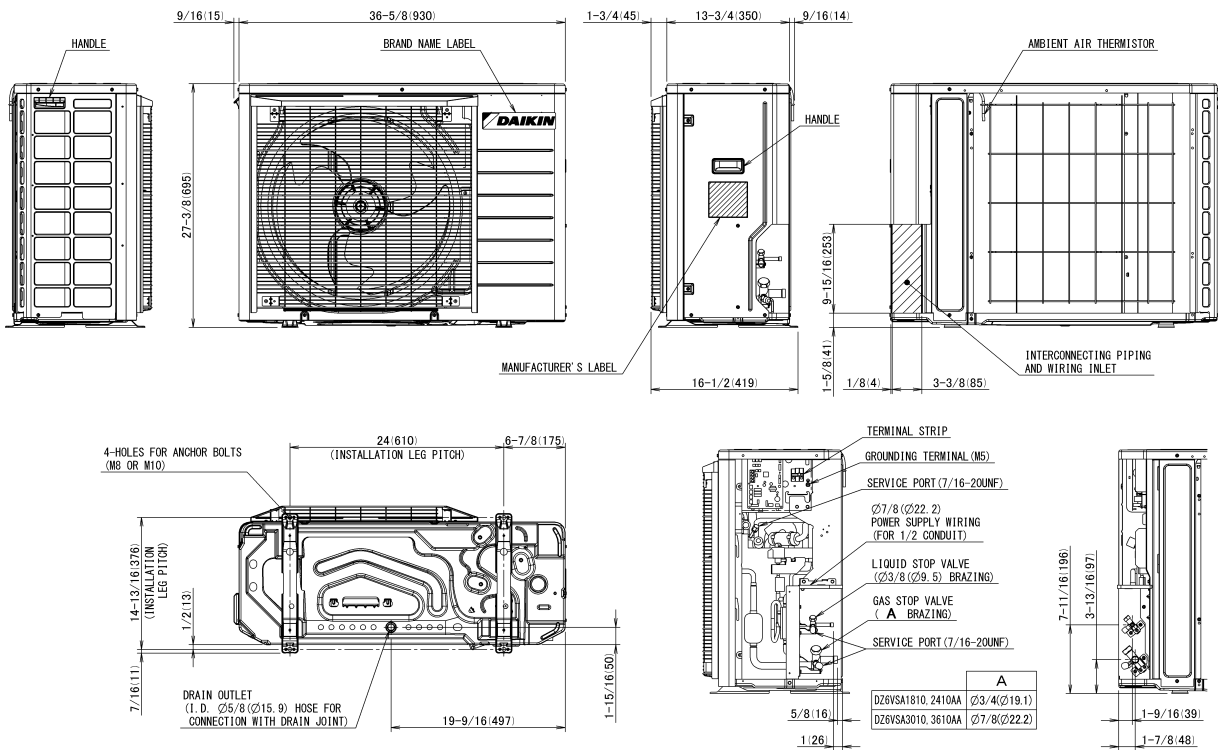
		SOUND PRESSURE (dBA) HEATING MODE ¹				
		DISTANCE FROM PROPERTY LINE				
TONNAGE	REFLECTIVE SURFACE QTY.	3'	5'	7'	9'	15'
1.5 Ton	0	54	49	46	44	40
	1	57	52	49	47	43
	2	60	55	52	50	46
2.0 Ton	0	56	51	48	46	42
	1	59	54	51	49	45
	2	62	57	54	52	48
2.5 Ton	0	63	58	55	53	49
	1	66	61	58	56	52
	2	69	64	61	59	55
3.0 Ton	0	64	59	56	54	50
	1	67	62	59	57	53
	2	70	65	62	60	56
3.5 Ton	0	65	60	57	55	51
	1	68	63	60	58	54
	2	71	66	63	61	57
4.0 Ton	0	65	60	57	55	51
	1	68	63	60	58	54
	2	71	66	63	61	57
5.0 Ton	0	66	61	58	56	52
	1	69	64	61	59	55
	2	72	67	64	62	58

¹ Compliant with AHRI 275 utilizing standard mode, total sound levels

***ALL AHRI SYSTEM RATINGS ARE ACCESSIBLE IN THE UNITARY MATCHUP TOOL VIA
DAIKIN CITY OR IN THE DAIKIN SYSTEM CONFIGURATOR TOOL VIA PARTNERLINK.***

DIMENSIONS

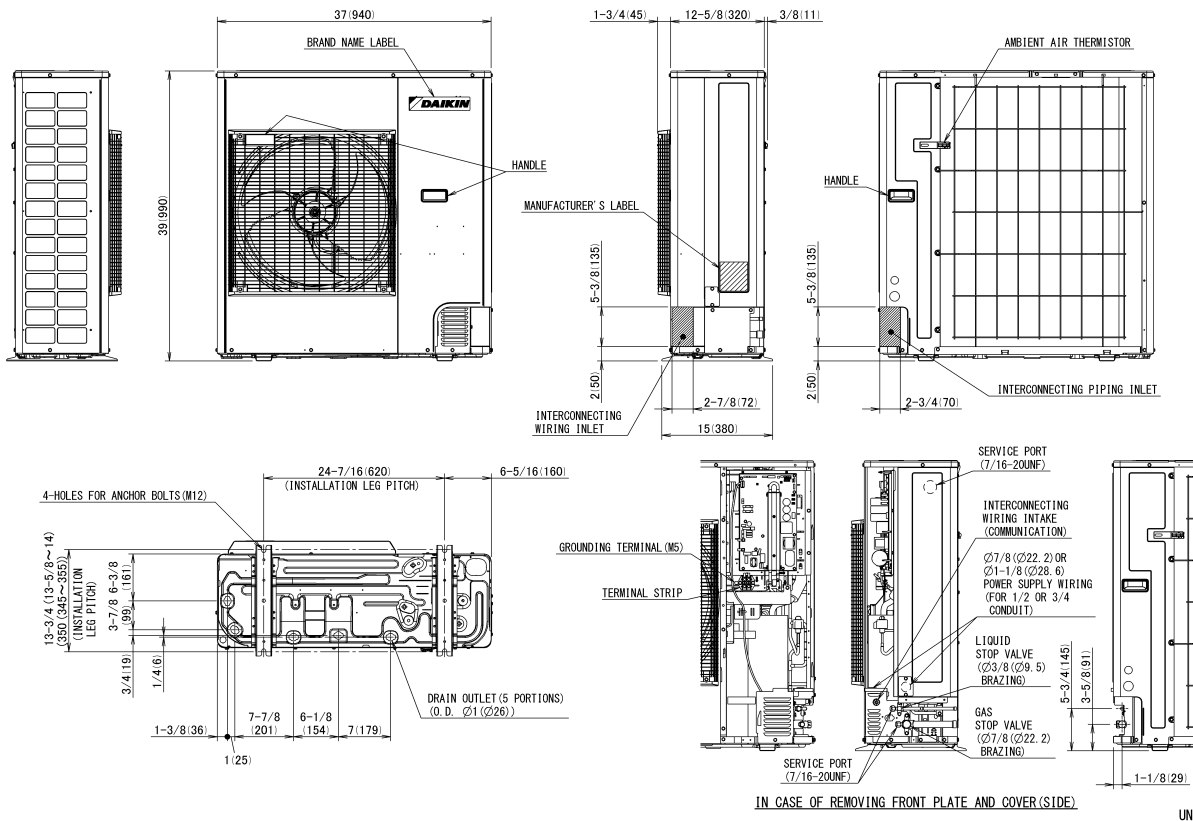
MODEL	DIMENSIONS		
	W"	D"	H"
DH6VSA1810A*	36 $\frac{3}{8}$	13 $\frac{3}{4}$	27 $\frac{3}{8}$
DH6VSA2410A*	36 $\frac{3}{8}$	13 $\frac{3}{4}$	27 $\frac{3}{8}$
DH6VSA3010A*	36 $\frac{3}{8}$	13 $\frac{3}{4}$	27 $\frac{3}{8}$
DH6VSA3610A*	36 $\frac{3}{8}$	13 $\frac{3}{4}$	27 $\frac{3}{8}$

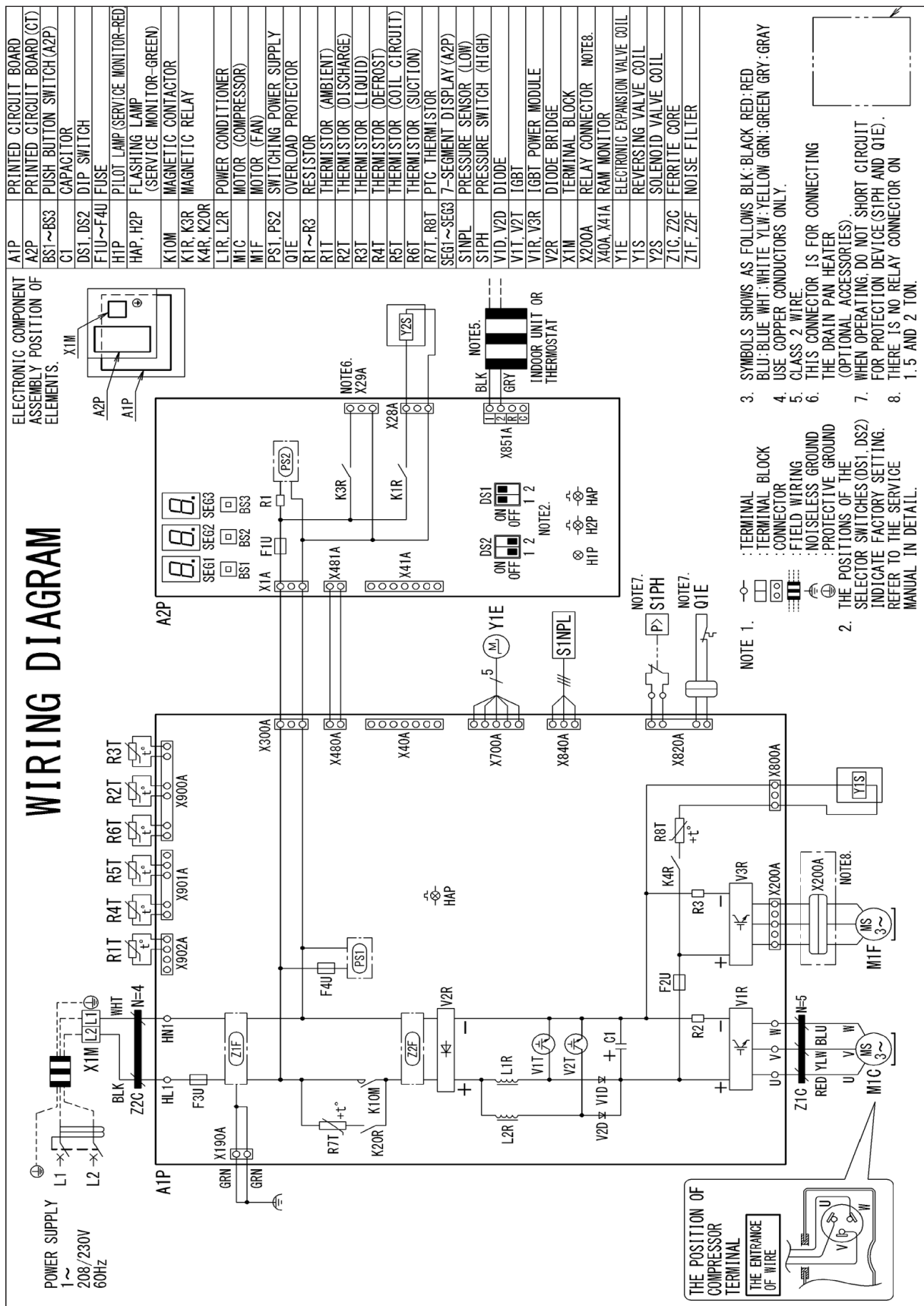


IN CASE OF REMOVING RIGHT SIDE PLATE

UNIT: inch (mm)

MODEL	DIMENSIONS		
	W"	D"	H"
DH6VSA4210A*	37	12 $\frac{1}{2}$	39
DH6VSA4810A*	37	12 $\frac{1}{2}$	39
DH6VSA6010A*	37	12 $\frac{1}{2}$	39





Wiring is subject to change. Always refer to the wiring diagram on the unit for the most up-to-date wiring.

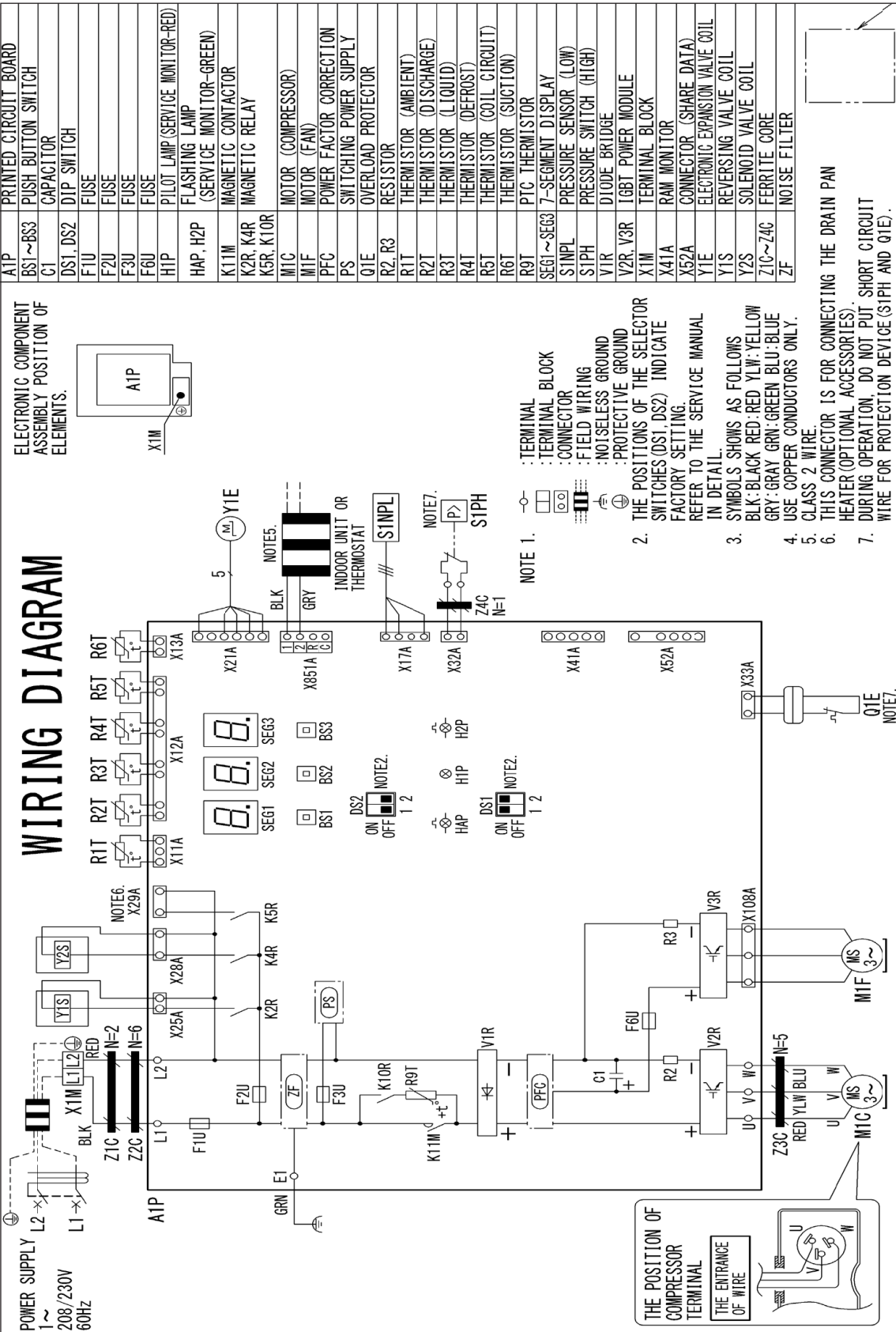


WARNING

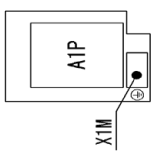
High Voltage: Disconnect all power before servicing or installing this unit. Multiple power sources may be present. Failure to do so may cause property damage, personal injury, or death.



WIRING DIAGRAM



ELECTRONIC COMPONENT ASSEMBLY POSITION OF ELEMENTS.



A1P	PRINTED CIRCUIT BOARD
B51~B53	PUSH BUTTON SWITCH
C1	CAPACITOR
DS1, DS2	DIP SWITCH
F1U	FUSE
F2U	FUSE
F3U	FUSE
F6U	FUSE
H1P	PILOT LAMP (SERVICE MONITOR-RED)
HAP, H2P	FLASHING LAMP (SERVICE MONITOR-GREEN)
K11M	MAGNETIC CONTACTOR
K2R, K4R, K5R, K10R	MAGNETIC RELAY
M1C	MOTOR (COMPRESSOR)
M1F	MOTOR (FAN)
PFC	POWER FACTOR CORRECTION
PS	SWITCHING POWER SUPPLY
Q1E	OVERLOAD PROTECTOR
R2, R3	RESISTOR
R1T	THERMISTOR (AMBIENT)
R2T	THERMISTOR (DISCHARGE)
R3T	THERMISTOR (LIQUID)
R4T	THERMISTOR (DEFROST)
R5T	THERMISTOR (COIL CIRCUIT)
R6T	THERMISTOR (SUCTION)
R9T	PTC THERMISTOR
SEG1~SEG3	7-SEGMENT DISPLAY
S1NPL	PRESSURE SENSOR (LOW)
S1PH	PRESSURE SWITCH (HIGH)
V1R	DIODE BRIDGE
V2R, V3R	IGBT POWER MODULE
X1M	TERMINAL BLOCK
X41A	RAM MONITOR
X52A	CONNECTOR (SHARE DATA)
Y1E	ELECTRONIC EXPANSION VALVE COIL
Y1S	REVERSING VALVE COIL
Y2S	SOLENOID VALVE COIL
Z1C~Z4C	FERRITE CORE
ZF	NOISE FILTER

- NOTE 1.
- : TERMINAL
 - : TERMINAL BLOCK
 - : CONNECTOR
 - : FIELD WIRING
 - ⊕ : NOISELESS GROUND
 - ⊖ : PROTECTIVE GROUND
- NOTE 2.
- 1. THE POSITIONS OF THE SELECTOR SWITCHES (DS1, DS2) INDICATE FACTORY SETTING. REFER TO THE SERVICE MANUAL IN DETAIL.
 - 2. SYMBOLS SHOWS AS FOLLOWS
 BLK: BLACK RED: RED YLW: YELLOW GRY: GRAY GRN: GREEN BLU: BLUE
 - 3. USE COPPER CONDUCTORS ONLY.
 - 4. CLASS 2 WIRE
 - 5. THIS CONNECTOR IS FOR CONNECTING THE DRAIN PAN HEATER (OPTIONAL ACCESSORIES).
 - 6. DURING OPERATION, DO NOT PUT SHORT CIRCUIT WIRE FOR PROTECTION DEVICE (S1PH AND Q1E).

WARNING

⚠

High Voltage: Disconnect all power before servicing or installing this unit. Multiple power sources may be present. Failure to do so may cause property damage, personal injury, or death.

Wiring is subject to change. Always refer to the wiring diagram on the unit for the most up-to-date wiring.

ACCESSORIES

MODEL	DESCRIPTION	DH6VSA 1810A*	DH6VSA 2410A*	DH6VSA 3010A*	DH6VSA 3610A*	DH6VSA 4210A*	DH6VSA 4810A*	DH6VSA 6010A*
KPW5G112	Wind Baffle	X	X	X	X	X	X	X
KPS00501 ¹	Snow Guard Front	X	X	X	X			
KPS00502 ¹	Snow Guard Rear	X	X	X	X			
KPS00503 ¹	Snow Guard Side	X	X	X	X			
KPS00504 ¹	Snow Guards - Complete Set	X	X	X	X			
KPS00601 ¹	Snow Guard Front					X	X	X
KPS00602 ¹	Snow Guard Rear					X	X	X
KPS00603 ¹	Snow Guard Side					X	X	X
KPS00604 ¹	Snow Guards - Complete Set					X	X	X
130-DK-006	Hail Guard	X	X	X	X			
130-DK-008	Hail Guard					X	X	X
KEH3P573598	Drain Pan Heater	X	X	X	X			
KEH3P573567	Drain Pan Heater					X	X	X
DACA-WB-3	Powder Coated Wall-Mounted Bracket	X	X	X	X	X	X	X
DSEN-HAQA	Daikin One Home Air Monitor	X	X	X	X	X	X	X
DQ-P-16-100	Daikin One Powered Ventilator	X	X	X	X	X	X	X

¹ Product is manufactured at time of order. Lead time will be associated with purchase.

