

FIT¹

UP TO 19.0 SEER2 & 8.8 HSPF2
2, 3, 3.5, 4 AND 5 TONS

DAIKIN FIT

HIGH-EFFICIENCY, COMMUNICATING,
VARIABLE-SPEED,
INVERTER DRIVE SIDE DISCHARGE
R-32 SPLIT SYSTEM HEAT PUMP

Contents

Nomenclature.....	2
Product Specifications.....	3
Expanded Cooling Data.....	4
Expanded Heating Data.....	14
Performance Data.....	16
Sound Data	
Sound Power.....	18
Quiet Mode.....	19
Sound Pressure.....	20
AHRI Ratings (see note).....	21
Dimensions.....	22
Wiring Diagrams.....	24
Accessories.....	27



R32

Standard Features

- Daikin variable-speed swing compressor
- Strong heating capacity
- Quiet digitally commutated fan motor
- High-density compressor sound blanket
- Compatible with Daikin One+ smart thermostat and other Daikin communicating equipment
- Daikin control algorithmic logic
- Intelligent Defrost Mode
- In communicating mode, only two low-voltage wires to outdoor unit required
- Diagnostic indicator lights, seven-segment LED display, and fault code storage
- Daikin Inside intelligence for diagnostics
- Quiet-mode - provides enhanced acoustical comfort, up to 3 different sound levels (as low as 45dBA)
- Field-selectable boost mode increases compressor speed during unusually high loads
- Field-installed bi-flow filter drier
- Coil and ambient temperature sensors
- Suction pressure transducer
- Sweat connection service valves with easy access to gauge ports
- Advanced water-shedding drain pan
- Hot start technology
- AHRI Certified; ETL Listed

Cabinet Features

- Heavy-gauge galvanized steel cabinet with grille-style sound control side design
- Custom Ivory white powder-paint finish
- 500-hour salt-spray tested
- High corrosion (ZAM®), unpainted steel bottom frame and legs
- Wire fan discharge grille
- Top and side maintenance access
- When properly anchored, meets the 2023 Florida Building Code unit integrity requirements for hurricane-type winds (Anchor bracket kits available.)

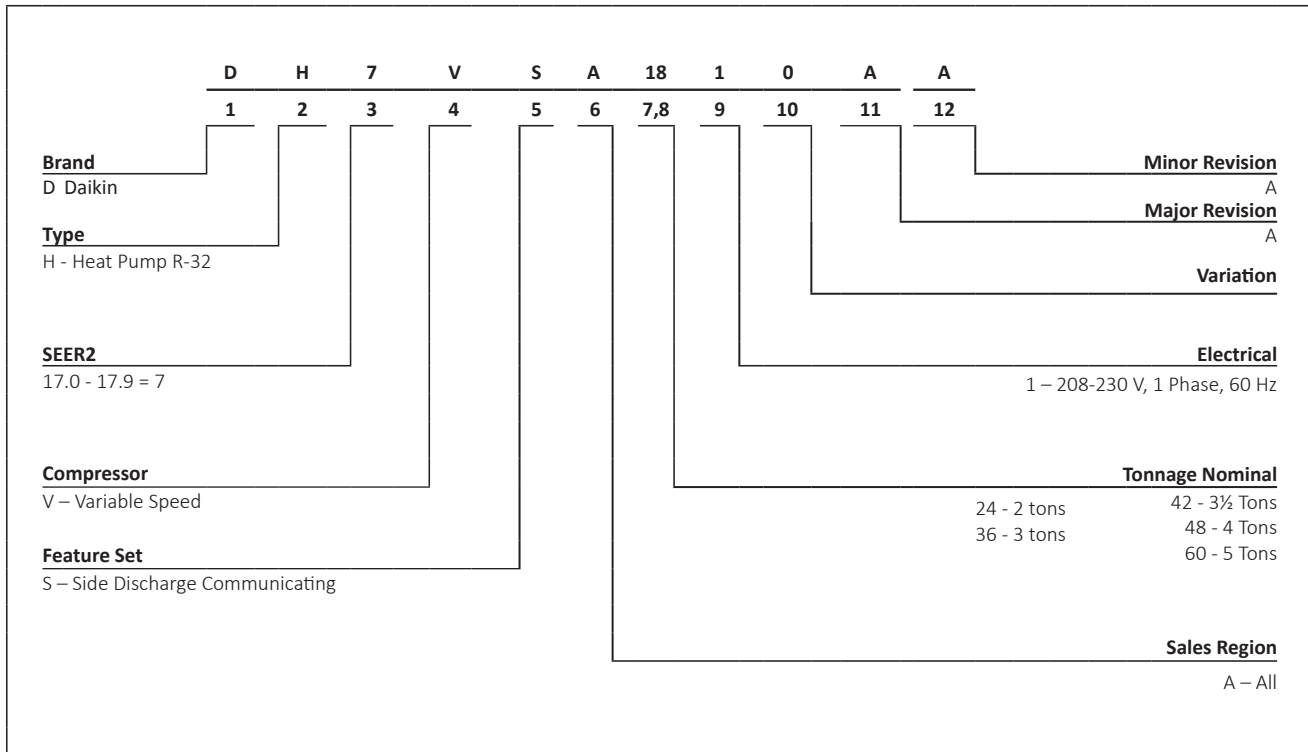







Products that are recognized as the Most Efficient of ENERGY STAR® in 2025 prevent greenhouse gas emissions by meeting rigorous energy efficiency performance levels set by the U.S. Environmental Protection Agency.

* Proper sizing and installation of equipment is critical to achieve optimal performance. Split system air conditioners and heat pumps must be matched with appropriate coil components to meet ENERGY STAR criteria. Ask your contractor for details or visit www.energystar.gov.



* Complete warranty details available from your local dealer or at www.daikincomfort.com. To receive the 12-Year Unit Replacement Limited Warranty and 12-Year Parts Limited Warranty, online registration must be completed within 60 days of installation. Additional requirements for annual maintenance are required for the Unit Replacement Limited Warranty. Online registration and some of the additional requirements are not required in Florida, California, or Québec. The duration of warranty coverage in Texas and Florida differs in some cases. Other limitations and exclusions apply; refer to complete warranty details for a full list of limitations and exclusions..



	DH7VSA 2410A*	DH7VSA 3610A*	DH7VSA 4210A*	DH7VSA 4810A*	DH7VSA 6010A*
CAPACITIES (AHRI RATED)					
Max. Cooling (BTU/h)-95F	23,200	35,000	41,000	46,500	52,000
Max. Heating (BTU/h)-47F	23,200	35,000	41,000	47,500	54,000
Max. Heating (BTU/h)-5F	17,000	29,000	31,000	33,600	46,000
AMBIENT OPERATION RANGE					
Cooling (°FDB(°CDB))	0 to 115 (-17.8 to 46.1)				
Heating (°FDB(°CDB))	-10 to 70 (-23.3 to 21.1)				
COMPRESSOR					
Type	Swing	Swing	Swing	Swing	Swing
CONDENSER FAN MOTOR					
Horsepower	0.20	0.36	0.36	0.36	2 x 0.32
REFRIGERATION SYSTEM					
Refrigerant Line Size ¹					
Liquid Line Size ("O.D.)	3/8"	3/8"	3/8"	3/8"	3/8"
Suction Line Size ("O.D.)	7/8"	1 1/8"	1 1/8"	1 1/8"	1 1/8"
Refrigerant Connection Size					
Liquid Valve Size ("O.D.)	3/8"	3/8"	3/8"	3/8"	3/8"
Suction Valve Size ("O.D.)	7/8"	7/8"	7/8"	7/8"	7/8"
Valve Connection Type	Front Sealing	Front and Back Sealing	Front and Back Sealing	Front and Back Sealing	Front and Back Sealing
Refrigerant Charge (oz.)	76	100	118	118	162
Expansion Device	EEV	EEV	EEV	EEV	EEV
Superheat at Service Valve	Auto-control	Auto-control	Auto-control	Auto-control	Auto-control
Subcooling at Service Valve	14±1°F	9±1°F	9±1°F	9±1°F	11±1°F
ELECTRICAL DATA					
Voltage / Phase (60 Hz)	208-230/1	208-230/1	208-230/1	208-230/1	208-230/1
Fan/Compressor Inverter Drive Input	17.6	25.4	30	30	24.5
Minimum Circuit Ampacity ²	22.4	31.8	37.5	37.5	34.4
Max. Overcurrent Protection ³	25	35	40	40	40
Min / Max Volts	197/253	197/253	197/253	197/253	197/253
Electrical Conduit Size	1/2"	1/2" or 3/4"	1/2" or 3/4"	1/2" or 3/4"	1/2" or 3/4"
EQUIPMENT WEIGHT (LBS)	132	168	179	179	236
SHIP WEIGHT (LBS)	147	185	198	198	271
ENERGY STAR® CERTIFIED					

¹ Tested and rated in accordance with AHRI Standard 210/240

² Wire size should be determined in accordance with National Electrical Codes; extensive wire runs will require larger wire sizes

³ Must use time-delay fuses or HACR-type circuit breakers of the same size as noted.

NOTES

- Always check the S&R plate for electrical data on the unit being installed.
- Installer will need to supply 3/8" to 1 1/8" adapters for suction line connections.
- Unit is charged with refrigerant for 15' of 3/8" liquid line. System charge must be adjusted per Installation Instructions Final Charge Procedure. (See table below for allowable line set diameter)

ENERGY STAR NOTES

Proper sizing and installation of equipment is critical to achieving optimal performance. Split system air conditioners and heat pumps must be matched with appropriate coil components to meet ENERGY STAR criteria. Ask your contractor for details or visit www.energystar.gov. The www.energystar.gov website provides up-to-date system combinations certified to meet ENERGY STAR requirements.

UNIT TONS	ALLOWABLE LINE SET DIAMETER						
	LIQUID			SUCTION			
	1/4	5/16	3/8	5/8	3/4	7/8	1 1/8
2.0		X	X		X*1	X	
3.0			X			X	X
3.5			X			X	X
4.0			X			X	X
5.0		X			X	X	X

x Allowable combination

*1:For marked combinations, if normal ambient operation temperature is less than 14°F, limit line set length to 50 ft. max.

OUTDOOR UNIT	DH7VS*421*A* / DH7VS*481*A* / DH7VS*601*A*	TRIM MORE THAN 5% SETTINGS ARE INVALID. TRIMMED UP CFM MAKES MISS MATCHING ERROR.
INDOOR UNIT	D*96TC0804C D*97MC0804C D*80TC0804C	

EXPANDED COOLING DATA — DH7VSA2410A* / DFVE36CP1300A*

IDB*		OUTDOOR AMBIENT TEMPERATURE																																			
		65°F						75°F						85°F						95°F						105°F						115°F					
		AIRFLOW		59	63	67	71	59	63	67	71	59	63	67	71	59	63	67	71	59	63	67	71	59	63	67	71										
70	680	MBh	25.2	25.6	26.3	26.7	24.4	24.7	25.5	25.8	23.1	23.5	24.2	24.6	21.5	21.8	22.5	22.9	19.6	20.0	20.6	21.0	18.0	18.3	19.0	19.3											
		S/T	0.58	0.50	0.37	0.45	0.59	0.51	0.38	0.48	0.62	0.54	0.41	0.48	0.64	0.56	0.43	0.50	0.66	0.59	0.45	0.53	1.01	0.64	0.51	0.58											
		ΔT	21	19	15	14	20	18	15	13	20	18	15	13	19	17	14	12	18	16	13	12	18	16	14	12											
		kW	1.54	1.54	1.53	1.55	1.71	1.71	1.71	1.72	1.90	1.90	1.90	1.91	2.10	2.10	2.10	2.11	2.32	2.32	2.32	2.33	2.58	2.58	2.58	2.58											
		Amps	5.5	5.5	5.5	5.5	6.2	6.2	6.2	6.2	6.9	6.9	6.9	6.9	7.7	7.7	7.7	7.7	8.5	8.5	8.5	8.5	9.5	9.5	9.5	9.5											
		Hi/PR	260	262	263	266	302	303	305	307	345	346	348	348	391	392	394	394	441	443	444	444	495	496	498	498											
Lo/PR	120	123	130	130	126	129	136	136	131	134	141	141	135	138	145	145	138	142	149	149	143	147	154	154													
70	800	MBh	25.6	26.0	26.7	27.2	24.8	25.1	25.8	26.3	23.5	23.8	24.6	25.0	21.8	22.2	22.9	23.3	20.0	20.3	21.0	21.4	18.3	18.6	19.3	19.7											
		S/T	0.65	0.58	0.45	0.48	0.66	0.59	0.45	0.48	0.69	0.62	0.48	0.52	0.71	0.64	0.50	0.54	0.74	0.66	0.53	0.57	1.01	0.72	0.58	0.62											
		ΔT	19	17	14	13	19	17	13	12	18	17	13	12	17	16	12	11	17	15	12	11	17	15	12	11											
		kW	1.55	1.55	1.55	1.55	1.72	1.72	1.72	1.73	1.91	1.91	1.91	1.91	2.11	2.11	2.11	2.11	2.34	2.33	2.33	2.33	2.59	2.59	2.59	2.59											
		Amps	5.6	5.5	5.5	5.5	6.2	6.2	6.2	6.2	7.0	7.0	6.9	6.9	7.7	7.7	7.7	7.7	8.6	8.5	8.5	8.5	9.5	9.5	9.5	9.5											
		Hi/PR	263	264	266	266	304	305	307	307	348	349	350	350	394	395	397	397	444	445	447	447	498	499	501	501											
Lo/PR	122	125	132	132	128	131	138	138	133	136	143	143	137	140	147	147	140	144	151	151	145	149	156	156													
920	920	MBh	26.1	26.5	27.2	27.7	25.2	25.6	26.3	26.8	24.0	24.3	25.0	25.4	22.3	22.6	23.3	23.7	20.4	20.8	21.4	21.8	18.8	19.1	19.7	20.0											
		S/T	0.69	0.62	0.48	0.48	0.70	0.63	0.49	0.49	0.73	0.65	0.52	0.52	0.75	0.68	0.54	0.54	0.78	0.70	0.57	0.57	1.01	0.76	0.62	0.62											
		ΔT	18	16	13	13	18	16	12	12	17	15	12	12	16	15	11	11	16	14	11	11	16	14	11	11											
		kW	1.56	1.56	1.56	1.56	1.73	1.73	1.73	1.73	1.92	1.92	1.92	1.92	2.12	2.12	2.12	2.12	2.34	2.34	2.34	2.34	2.60	2.60	2.60	2.60											
		Amps	5.6	5.6	5.6	5.6	6.3	6.3	6.3	6.3	7.0	7.0	7.0	7.0	7.8	7.8	7.7	7.7	8.6	8.6	8.6	8.6	9.5	9.5	9.5	9.5											
		Hi/PR	266	267	269	269	307	308	310	310	350	351	353	353	397	398	400	400	447	448	450	450	500	501	503	503											
Lo/PR	124	127	134	134	130	134	141	141	135	139	146	146	139	142	150	150	143	146	154	154	148	151	159	159													

680	680	MBh	25.2	25.6	26.4	27.5	24.4	24.7	25.5	26.6	23.1	23.5	24.2	25.3	21.5	21.8	22.5	23.6	19.7	20.0	20.7	21.7	18.0	18.3	19.0	20.0
		S/T	0.71	0.63	0.50	0.36	0.72	0.64	0.51	0.37	0.74	0.67	0.53	0.39	1.00	0.69	0.56	0.41	1.01	0.72	0.58	0.44	1.01	0.77	0.64	0.49
		ΔT	25	23	20	16	24	22	19	15	24	22	18	15	22	21	18	14	21	20	17	13	22	20	17	14
		kW	1.54	1.54	1.53	1.55	1.71	1.71	1.71	1.72	1.90	1.90	1.90	1.91	2.10	2.10	2.10	2.11	2.32	2.32	2.32	2.33	2.58	2.58	2.57	2.59
		Amps	5.5	5.5	5.5	5.5	6.2	6.2	6.2	6.2	6.9	6.9	6.9	6.9	7.7	7.7	7.7	7.7	8.5	8.5	8.5	8.5	9.4	9.4	9.4	9.5
		Hi/PR	261	262	264	268	302	303	305	309	345	346	348	353	392	393	394	399	442	443	445	449	495	496	498	503
Lo/PR	120	123	130	141	126	129	136	148	131	134	141	153	135	138	145	157	138	142	149	161	143	147	154	166		
75	800	MBh	25.6	26.0	26.7	27.9	24.8	25.1	25.9	27.0	23.5	23.9	24.6	25.7	21.8	22.2	22.9	23.9	20.0	20.3	21.0	22.0	18.3	18.7	19.3	20.3
		S/T	0.78	0.71	0.57	0.43	0.79	0.72	0.58	0.44	0.82	0.74	0.61	0.47	1.00	0.77	0.63	0.49	1.01	0.79	0.66	0.51	1.01	0.85	0.71	0.57
		ΔT	24	22	18	14	23	21	17	14	22	20	17	14	21	19	16	13	20	18	15	12	20	19	16	13
		kW	1.55	1.55	1.54	1.56	1.72	1.72	1.72	1.73	1.91	1.91	1.91	1.92	2.11	2.11	2.11	2.12	2.33	2.33	2.33	2.34	2.59	2.59	2.59	2.60
		Amps	5.5	5.5	5.5	5.6	6.2	6.2	6.2	6.3	7.0	7.0	6.9	7.0	7.7	7.7	7.7	7.8	8.5	8.5	8.5	8.6	9.5	9.5	9.5	9.5
		Hi/PR	263	265	266	271	305	306	308	312	348	349	351	355	394	395	397	402	444	445	447	452	498	499	501	505
Lo/PR	122	125	132	143	128	131	138	150	133	136	143	155	137	140	147	159	140	144	151	163	145	149	156	168		
920	920	MBh	26.1	26.5	27.2	28.4	25.2	25.6	26.3	27.5	24.0	24.3	25.0	26.1	22.3	22.6	23.3	24.4	20.4	20.8	21.4	22.5	18.8	19.1	19.7	20.8
		S/T	0.82	0.74	0.61	0.47	0.83	0.75	0.62	0.48	1.00	0.78	0.65	0.51	1.00	0.80	0.67	0.53	1.01	0.83	0.69	0.55	1.01	0.89	0.75	0.61
		ΔT	22	21	17	13	22	20	16	13	21	19	16	13	20	18	15	12	19	18	14	11	19	18	15	12
		kW	1.56	1.56	1.55	1.57	1.73	1.73	1.73	1.74	1.92	1.92	1.92	1.93	2.12	2.12	2.12	2.13	2.34	2.34	2.34	2.35	2.60	2.60	2.60	2.61
		Amps	5.6	5.6	5.6	5.6	6.3	6.3	6.2	6.3	7.0	7.0	7.0	7.0	7.8	7.8	7.7	7.8	8.6	8.6	8.6	8.6	9.5	9.5	9.5	9.6
		Hi/PR	266	267	269	273	307	308	310	315	350	351	353	358	397	398	400	404	447	448	450	454	500	502	503	508
Lo/PR	124	128	134	146	130	134	141	152	135	139	146	158	139	143	150	162	143	146	154	166	148	151	159	171		

kW = Total system power
Amps = outdoor unit amps

Shaded area is ACCA (TVA) conditions

IDB*: Entering Indoor Dry Bulb Temperature
High and low pressures are measured at the liquid and suction service valves.
Airflow may vary depending on actual ambient conditions and system operation modes.

EXPANDED COOLING DATA — DH7VSA2410A* / DFVE36CP1300A* (CONT.)

IDB*	AIRFLOW	OUTDOOR AMBIENT TEMPERATURE																							
		65°F				75°F				85°F				95°F				105°F				115°F			
		59	63	67	71	59	63	67	71	59	63	67	71	59	63	67	71	59	63	67	71	59	63	67	71
680	MBh	25.4	25.7	26.5	27.6	24.5	24.9	25.6	26.7	23.3	23.6	24.3	25.4	21.6	21.9	22.6	23.7	19.8	20.1	20.8	21.8	18.1	18.4	19.1	20.1
	S/T	0.83	0.75	0.62	0.48	0.99	0.76	0.63	0.49	1.00	0.79	0.66	0.52	1.00	0.82	0.68	0.54	1.01	0.84	0.71	0.56	1.01	0.81	0.76	0.62
	ΔT	29	27	24	20	28	26	23	19	27	26	24	21	26	24	21	18	25	23	20	17	25	23	21	17
	kW	1.54	1.54	1.53	1.55	1.71	1.71	1.71	1.72	1.90	1.90	1.90	1.91	2.10	2.10	2.10	2.11	2.32	2.32	2.32	2.33	2.58	2.58	2.58	2.59
	Amps	5.5	5.5	5.5	5.5	6.2	6.2	6.2	6.2	6.9	6.9	6.9	7.0	7.7	7.7	7.7	7.7	8.5	8.5	8.5	8.5	9.5	9.4	9.4	9.5
	Hi PR	261	262	264	269	302	304	305	310	346	347	348	353	392	393	395	400	442	443	445	450	496	497	499	503
Lo PR	120	124	130	142	126	130	137	148	131	135	142	153	135	139	146	158	139	142	150	162	144	147	155	167	
80	MBh	25.8	26.1	26.9	28.0	24.9	25.2	26.0	27.1	23.6	24.0	24.7	25.8	22.0	22.3	23.2	24.1	20.1	20.4	21.1	22.2	18.5	18.8	19.4	20.4
	S/T	0.90	0.83	0.70	0.56	0.99	0.84	0.71	0.56	1.00	0.87	0.73	0.59	1.00	0.89	0.75	0.61	1.01	0.92	0.78	0.64	1.01	0.81	0.84	0.69
	ΔT	28	26	22	19	27	25	22	18	26	24	21	18	25	23	21	17	24	22	19	16	24	22	19	16
	kW	1.55	1.55	1.55	1.56	1.72	1.72	1.72	1.73	1.91	1.91	1.91	1.92	2.11	2.11	2.11	2.12	2.34	2.33	2.33	2.34	2.59	2.59	2.59	2.60
	Amps	5.6	5.5	5.5	5.6	6.2	6.2	6.2	6.3	7.0	7.0	6.9	7.0	7.7	7.7	7.7	7.8	8.6	8.5	8.5	8.6	9.5	9.5	9.5	9.5
	Hi PR	264	265	267	271	305	306	308	313	348	349	351	356	395	396	396	402	445	446	448	452	498	499	501	506
Lo PR	122	126	133	144	128	132	139	150	133	137	144	156	137	141	150	160	141	144	152	164	146	149	157	169	
920	MBh	26.3	26.6	27.4	28.5	25.4	25.7	26.5	27.6	24.1	24.4	25.2	26.3	22.4	22.7	23.4	24.5	20.6	20.9	21.6	22.6	18.9	19.2	19.9	20.9
	S/T	0.99	0.87	0.73	0.59	0.99	0.88	0.74	0.60	1.00	0.91	0.77	0.63	1.00	0.93	0.79	0.65	1.01	0.92	0.82	0.68	1.01	0.81	0.88	0.73
	ΔT	27	25	21	18	26	24	20	17	25	23	20	17	24	22	19	16	23	21	18	15	23	21	18	15
	kW	1.56	1.56	1.56	1.57	1.73	1.73	1.73	1.74	1.92	1.92	1.92	1.93	2.12	2.12	2.12	2.13	2.34	2.34	2.34	2.35	2.60	2.60	2.60	2.61
	Amps	5.6	5.6	5.6	5.6	6.3	6.3	6.3	6.3	7.0	7.0	7.0	7.0	7.8	7.8	7.7	7.8	8.6	8.6	8.6	8.6	9.5	9.5	9.5	9.6
	Hi PR	266	268	269	274	308	309	311	315	351	352	354	358	397	398	400	405	447	449	450	455	501	502	504	508
Lo PR	125	128	135	147	131	134	141	153	136	139	146	158	140	143	150	162	143	147	154	166	148	152	159	171	

IDB*	AIRFLOW	OUTDOOR AMBIENT TEMPERATURE																							
		65°F				75°F				85°F				95°F				105°F				115°F			
		59	63	67	71	59	63	67	71	59	63	67	71	59	63	67	71	59	63	67	71	59	63	67	71
680	MBh	25.8	26.2	26.9	28.1	24.9	25.3	26.0	27.1	23.7	24.0	24.7	25.8	22.0	22.3	23.0	24.1	20.2	20.5	21.2	22.2	18.5	18.8	19.5	20.5
	S/T	0.99	0.85	0.72	0.58	0.99	0.86	0.73	0.59	1.00	0.90	0.76	0.62	1.00	0.90	0.78	0.64	1.01	0.91	0.81	0.66	1.01	0.81	0.86	0.72
	ΔT	33	31	27	24	32	30	26	23	31	29	26	22	30	28	25	21	28	27	24	20	28	27	24	21
	kW	1.54	1.54	1.54	1.55	1.71	1.71	1.71	1.72	1.90	1.90	1.90	1.91	2.11	2.10	2.10	2.12	2.33	2.33	2.32	2.34	2.58	2.58	2.58	2.59
	Amps	5.5	5.5	5.5	5.6	6.2	6.2	6.2	6.2	6.9	6.9	6.9	7.0	7.7	7.7	7.7	7.7	8.5	8.5	8.5	8.6	9.5	9.5	9.4	9.5
	Hi PR	262	264	265	270	304	305	307	311	347	348	350	354	393	394	396	401	443	444	446	451	497	498	500	504
Lo PR	122	125	132	144	128	131	138	150	133	136	144	155	137	140	148	160	141	144	151	163	146	149	157	169	
80	MBh	26.2	26.5	27.3	28.5	25.3	25.7	26.4	27.5	24.0	24.4	25.1	26.2	22.4	22.7	23.4	24.5	20.5	20.8	21.5	22.5	18.8	19.1	19.8	20.8
	S/T	0.99	0.93	0.80	0.65	0.99	0.94	0.81	0.66	1.00	0.90	0.83	0.69	1.00	0.90	0.86	0.71	1.01	0.91	0.88	0.74	1.01	0.81	0.91	0.80
	ΔT	31	30	26	22	30	29	25	22	30	28	25	21	28	27	23	20	27	25	22	19	27	25	22	19
	kW	1.55	1.55	1.55	1.56	1.73	1.73	1.72	1.74	1.92	1.92	1.91	1.93	2.12	2.12	2.11	2.13	2.34	2.34	2.33	2.35	2.59	2.59	2.59	2.60
	Amps	5.6	5.6	5.5	5.6	6.2	6.2	6.2	6.3	7.0	7.0	7.0	7.0	7.7	7.7	7.7	7.8	8.6	8.6	8.5	8.6	9.5	9.5	9.5	9.5
	Hi PR	265	266	268	273	306	307	309	314	349	351	352	357	396	397	399	403	446	447	449	454	500	501	502	507
Lo PR	124	127	134	146	130	134	141	152	135	139	146	158	139	142	150	162	143	146	154	166	148	151	159	171	
920	MBh	26.7	27.0	27.8	28.9	25.8	26.1	26.9	28.0	24.5	24.8	25.6	26.7	22.8	23.1	23.8	24.9	20.9	21.3	22.0	23.0	19.3	19.6	20.2	21.2
	S/T	0.99	0.97	0.83	0.69	0.99	0.99	0.84	0.70	1.00	0.90	0.87	0.73	1.00	0.90	0.90	0.75	1.01	0.91	0.92	0.78	1.01	0.81	0.91	0.83
	ΔT	30	28	25	21	29	27	24	20	29	27	23	20	27	26	22	19	26	24	21	18	26	24	21	18
	kW	1.56	1.56	1.56	1.57	1.74	1.74	1.73	1.75	1.93	1.93	1.92	1.94	2.13	2.13	2.12	2.14	2.35	2.35	2.34	2.36	2.60	2.60	2.60	2.61
	Amps	5.6	5.6	5.6	5.7	6.3	6.3	6.3	6.3	7.0	7.0	7.0	7.1	7.8	7.8	7.8	7.8	8.6	8.6	8.6	8.6	9.5	9.5	9.5	9.6
	Hi PR	268	269	271	275	309	310	312	316	352	353	355	360	399	400	401	406	449	450	452	456	502	503	505	510
Lo PR	127	130	137	149	133	136	143	155	137	141	148	160	141	145	152	164	145	149	156	168	150	153	161	173	

kW = Total system power
Amps = outdoor unit amps

Shaded area is AHRI conditions

IDB*: Entering Indoor Dry Bulb Temperature
High and low pressures are measured at the liquid and suction service valves.
Airflow may vary depending on actual ambient conditions and system operation modes.

EXPANDED COOLING DATA — DH7VSA3610A* / DFVE48DP1300A*

IDB*		OUTDOOR AMBIENT TEMPERATURE																																								
		65°F						75°F						85°F						95°F						105°F						115°F										
		59	63	67	71	59	63	67	71	59	63	67	71	59	63	67	71	59	63	67	71	59	63	67	71	59	63	67	71													
		ENTERING INDOOR WET BULB TEMPERATURE																																								
AIRFLOW		59	63	67	71	59	63	67	71	59	63	67	71	59	63	67	71	59	63	67	71	59	63	67	71	59	63	67	71													
70	1070	MBh	40.4	40.9	42.1	38.5	39.1	40.2	40.2	36.1	36.6	37.7	33.0	33.6	34.6	29.8	30.3	31.3	26.9	27.3	28.3	0.61	0.53	0.39	0.61	0.54	0.40	0.64	0.56	0.42	0.67	0.59	0.45	0.69	0.61	0.47	0.75	0.67	0.53			
	S/T	23	21	17	22	20	16	2.50	2.49	2.49	2.84	2.84	3.22	3.22	3.21	15.0	15.0	15.0	4.15	4.15	4.14	2.19	2.19	2.18	7.7	7.7	7.7	9.7	9.6	9.6	12.0	12.0	12.0	15.0	15.0	15.0	18.8	18.7	18.7			
	kW	6.2	6.2	6.2	7.7	7.7	7.7	7.7	7.7	7.7	9.7	9.7	12.1	12.1	12.1	15.1	15.1	15.1	18.8	18.8	18.8	2.08	2.08	2.10	257	258	260	313	314	316	377	378	380	450	451	453	533	534	536			
	Amps	125	131	140	128	135	144	131	137	146	131	137	146	131	137	146	131	137	146	131	137	146	131	137	146	131	137	146	131	137	146	131	137	146	131	137	146	131	137	146		
	Hi PR	41.0	41.5	42.8	39.1	39.7	40.8	36.7	37.2	38.3	33.6	34.1	35.2	30.3	30.8	31.8	27.4	27.8	28.8	0.83	0.75	0.61	0.68	0.60	0.47	0.69	0.61	0.47	0.72	0.64	0.50	0.74	0.66	0.52	0.77	0.69	0.55	0.83	0.75	0.61		
	Lo PR	21	19	15	21	19	15	2.52	2.51	2.51	2.86	2.86	2.85	12.1	12.1	12.1	15.1	15.1	15.1	4.17	4.17	4.16	2.21	2.21	2.20	7.8	7.8	7.8	9.7	9.7	9.7	12.1	12.1	12.1	15.1	15.1	15.1	18.8	18.8	18.8		
75	1260	MBh	41.8	42.3	43.5	39.9	40.4	41.6	41.6	37.4	37.9	39.0	34.3	34.8	35.9	31.0	31.5	32.5	28.0	28.5	29.5	0.72	0.64	0.50	0.73	0.65	0.51	0.76	0.68	0.54	0.78	0.70	0.56	0.81	0.73	0.59	0.87	0.79	0.64			
	S/T	20	18	14	19	17	14	2.53	2.53	2.52	2.88	2.87	2.87	12.2	12.2	12.1	15.2	15.2	15.1	4.18	4.18	4.18	2.22	2.22	2.22	7.8	7.8	7.8	9.8	9.8	9.7	12.2	12.2	12.1	15.2	15.2	15.1	18.9	18.9	18.9		
	kW	6.3	6.2	6.2	7.8	7.8	7.8	7.8	7.8	7.8	9.8	9.8	12.2	12.2	12.2	15.2	15.2	15.1	18.9	18.9	18.9	2.12	2.13	2.14	262	263	264	318	319	321	382	384	385	456	457	459	538	539	541			
	Amps	129	136	145	133	140	149	135	142	151	135	142	151	136	143	152	136	143	152	138	144	153	129	136	145	133	140	149	135	142	151	136	143	152	136	143	152	138	144	153		
	Hi PR	41.0	41.6	42.8	39.2	39.7	40.9	36.7	37.2	38.3	33.6	34.1	35.2	30.3	30.8	31.9	27.4	27.9	28.8	0.83	0.74	0.61	0.82	0.74	0.60	0.83	0.75	0.61	0.85	0.78	0.64	0.80	0.72	0.58	0.83	0.75	0.60	0.87	0.79	0.64		
	Lo PR	26	24	20	25	23	19	25	23	19	25	23	19	24	22	18	14	23	21	17	13	13	26	24	20	25	23	19	24	22	18	14	23	21	17	14	23	21	17	14	23	21
1070	1450	MBh	40.4	40.9	42.2	38.6	39.1	40.3	42.0	36.1	36.6	37.8	33.1	33.6	34.7	29.8	30.3	31.3	26.9	27.3	28.3	0.74	0.66	0.52	0.75	0.67	0.53	0.78	0.70	0.56	0.80	0.72	0.58	0.83	0.75	0.60	0.87	0.79	0.64			
	S/T	27	25	21	27	25	21	2.50	2.49	2.49	2.84	2.84	2.86	12.0	12.0	12.0	15.0	15.0	15.0	4.15	4.15	4.14	2.19	2.19	2.18	7.7	7.7	7.7	9.7	9.6	9.6	12.0	12.0	12.0	15.0	15.0	15.0	18.7	18.7	18.8		
	kW	6.2	6.2	6.2	7.7	7.7	7.7	7.7	7.7	7.7	9.7	9.7	12.1	12.1	12.1	15.1	15.1	15.1	18.8	18.8	18.8	2.08	2.09	2.10	257	258	260	313	315	316	378	379	380	451	452	454	533	534	541			
	Amps	125	131	140	128	135	144	131	137	146	131	137	146	131	137	146	131	137	146	131	137	146	125	131	140	128	135	144	131	137	146	131	137	146	131	137	146	131	137	146		
	Hi PR	41.0	41.6	42.8	39.2	39.7	40.9	36.7	37.2	38.3	33.6	34.1	35.2	30.3	30.8	31.9	27.4	27.9	28.8	0.83	0.74	0.61	0.82	0.74	0.60	0.83	0.75	0.61	0.85	0.78	0.64	0.80	0.72	0.58	0.83	0.75	0.60	0.87	0.79	0.64		
	Lo PR	26	24	20	25	23	19	25	23	19	25	23	19	24	22	18	14	23	21	17	13	13	26	24	20	25	23	19	24	22	18	14	23	21	17	14	23	21	17	14	23	21

IDB*: Entering Indoor Dry Bulb Temperature
 High and low pressures are measured at the liquid and suction service valves.
 Airflow may vary depending on actual ambient conditions and system operation modes.
 Shaded area is ACCA (TVA) conditions
 kW = Total system power
 Amps = outdoor unit amps

EXPANDED COOLING DATA — DH7VSA3610A* / DFVE48DP1300A* (CONT.)

IDB*	AIRFLOW	OUTDOOR AMBIENT TEMPERATURE																							
		65°F				75°F				85°F				95°F				105°F				115°F			
		59	63	67	71	59	63	67	71	59	63	67	71	59	63	67	71	59	63	67	71	59	63	67	71
1070	MBh	40.6	41.2	42.4	44.2	38.8	39.3	40.5	42.2	36.3	36.8	38.0	39.7	33.3	33.8	34.8	36.5	30.0	30.5	31.5	33.1	27.0	27.5	28.5	30.0
	S/T	0.99	0.79	0.65	0.50	0.99	0.80	0.66	0.51	0.99	0.83	0.69	0.54	1.00	0.85	0.71	0.56	1.00	0.88	0.74	0.59	1.01	0.93	0.79	0.64
	ΔT	32	30	26	22	31	29	25	21	30	29	25	21	29	27	24	20	28	26	23	19	28	27	23	20
	KW	2.19	2.19	2.18	2.21	2.50	2.49	2.49	2.51	2.84	2.84	2.84	2.86	3.22	3.22	3.21	3.24	3.65	3.64	3.64	3.66	4.15	4.15	4.14	4.17
	Amps	6.2	6.2	6.2	6.2	7.7	7.7	7.7	7.8	9.7	9.6	9.6	9.7	12.0	12.0	12.0	12.1	15.0	15.0	15.0	15.1	18.8	18.7	18.7	18.8
	Hi PR	208	209	210	214	258	259	260	264	314	315	317	321	378	379	381	385	451	452	454	459	533	535	536	541
	Lo PR	125	132	141	152	129	135	144	156	131	138	147	159	132	139	148	159	133	139	148	160	134	141	149	161
	MBh	41.2	41.8	43.0	44.8	39.4	39.9	41.1	42.8	36.9	37.4	38.5	40.2	33.8	34.3	35.0	37.0	30.5	31.0	32.0	33.6	27.6	28.0	29.0	29.6
	S/T	0.99	0.87	0.73	0.58	0.99	0.88	0.74	0.59	0.99	0.91	0.77	0.62	1.00	0.93	0.79	0.64	1.00	0.96	0.81	0.67	1.01	1.01	0.87	0.75
	ΔT	31	28	25	21	30	28	24	20	29	27	23	20	28	26	22	19	27	25	21	18	27	25	22	17
KW	2.21	2.21	2.20	2.22	2.51	2.51	2.51	2.53	2.86	2.86	2.85	2.88	3.24	3.24	3.33	3.25	3.67	3.66	3.66	3.68	4.17	4.17	4.16	2.86	
Amps	6.2	6.2	6.2	6.3	7.8	7.8	7.8	7.8	9.7	9.7	9.7	9.8	12.1	12.1	13.4	12.2	15.1	15.1	15.1	15.2	18.8	18.8	18.8	13.0	
Hi PR	210	211	213	216	260	261	263	267	316	317	319	323	381	382	397	388	454	455	457	461	536	537	539	539	
Lo PR	127	134	143	155	131	138	147	159	133	140	149	161	134	141	152	162	135	141	150	162	136	143	151	166	
MBh	42.0	42.6	43.8	45.6	40.1	40.7	41.8	43.6	37.6	38.1	39.3	41.0	34.5	35.0	36.1	37.7	31.2	31.7	32.7	34.3	28.2	28.7	29.7	30.2	
S/T	0.99	0.90	0.77	0.62	0.99	0.91	0.78	0.63	0.99	0.94	0.80	0.66	1.00	0.97	0.83	0.68	1.00	1.00	0.85	0.71	1.01	1.01	0.91	0.79	
ΔT	29	27	23	19	28	26	23	19	28	26	22	18	27	25	21	18	26	24	20	17	26	24	21	16	
KW	2.22	2.22	2.22	2.24	2.53	2.53	2.52	2.54	2.88	2.87	2.87	2.89	3.25	3.25	3.25	3.27	3.68	3.68	3.67	3.70	4.18	4.18	4.18	2.87	
Amps	6.3	6.2	6.2	6.3	7.8	7.8	7.8	7.9	9.8	9.8	9.7	9.8	12.2	12.2	12.1	12.2	15.2	15.2	15.1	15.2	18.9	18.9	18.9	13.0	
Hi PR	212	213	215	218	262	263	265	269	319	320	321	326	383	384	386	390	456	458	459	464	539	540	542	542	
Lo PR	130	137	146	158	133	140	149	161	136	142	151	163	136	143	152	164	137	144	152	164	138	145	154	169	

1070	MBh	41.3	41.8	43.0	44.9	39.4	40.0	41.1	42.9	36.9	37.5	38.6	40.3	33.9	34.4	35.4	37.1	30.6	31.1	32.1	33.7	27.6	28.1	29.1	30.6
	S/T	0.99	0.89	0.75	0.61	0.99	0.99	0.76	0.62	0.99	0.99	0.79	0.64	1.00	1.00	0.81	0.67	1.00	1.00	0.84	0.69	1.01	1.01	0.90	0.75
	ΔT	36	34	30	26	35	33	29	25	34	32	29	25	33	31	28	24	32	30	26	23	32	30	27	23
	KW	2.20	2.19	2.19	2.21	2.50	2.50	2.50	2.52	2.85	2.85	2.84	2.86	3.23	3.22	3.22	3.24	3.65	3.65	3.65	3.67	4.16	4.15	4.15	4.17
	Amps	6.2	6.2	6.2	6.2	7.7	7.7	7.7	7.8	9.7	9.7	9.6	9.7	12.1	12.1	12.0	12.1	15.0	15.0	15.0	15.1	18.8	18.8	18.7	18.9
	Hi PR	209	210	211	215	259	260	261	265	315	316	318	322	379	380	382	386	452	453	455	460	535	536	538	543
	Lo PR	127	134	143	155	131	137	146	158	133	140	149	161	134	141	149	161	134	141	150	161	136	142	151	163
	MBh	41.9	42.5	43.7	45.5	40.0	40.6	41.7	43.5	37.5	38.0	39.2	40.9	34.4	34.9	36.0	37.6	31.1	31.6	32.6	34.2	28.1	28.6	29.6	30.1
	S/T	0.99	0.99	0.83	0.68	0.99	0.99	0.84	0.69	0.99	0.99	0.87	0.72	1.00	1.00	0.89	0.75	1.00	1.00	0.92	0.77	1.01	1.01	0.98	0.86
	ΔT	30	29	25	22	30	28	25	21	29	28	24	21	28	27	23	20	28	26	23	19	28	26	23	20
KW	2.21	2.21	2.21	2.23	2.52	2.52	2.51	2.54	2.87	2.86	2.86	2.88	3.24	3.24	3.24	3.26	3.67	3.67	3.66	3.69	4.17	4.17	4.17	2.86	
Amps	6.2	6.2	6.2	6.3	7.8	7.8	7.8	7.8	9.7	9.7	9.7	9.8	12.1	12.1	12.1	12.2	15.1	15.1	15.1	15.2	18.9	18.9	18.8	13.0	
Hi PR	211	212	214	217	261	262	264	268	317	319	320	324	382	383	385	389	455	456	458	463	537	539	541	540	
Lo PR	133	140	149	162	135	142	151	163	135	142	151	163	134	141	149	161	132	139	147	159	131	137	146	157	
MBh	42.7	43.2	44.5	46.3	40.8	41.3	42.5	44.3	38.2	38.8	39.9	41.6	35.1	35.6	36.7	38.3	31.8	32.3	33.3	34.9	28.8	29.2	29.3	30.7	
S/T	0.99	0.99	0.87	0.72	0.99	0.99	0.88	0.73	0.99	0.99	0.91	0.76	1.00	1.00	0.93	0.78	1.00	1.00	0.96	0.81	1.01	1.01	1.01	0.90	
ΔT	33	31	27	23	32	30	27	23	32	30	26	22	30	29	25	21	29	27	24	20	29	28	23	20	
KW	2.23	2.23	2.22	2.24	2.54	2.53	2.53	2.55	2.88	2.88	2.87	2.90	3.26	3.26	3.25	3.27	3.69	3.68	3.68	3.70	4.19	4.19	4.19	2.87	
Amps	6.3	6.3	6.2	6.3	7.8	7.8	7.8	7.9	9.8	9.8	9.8	9.8	12.2	12.2	12.2	12.3	15.2	15.2	15.2	15.3	18.9	18.9	18.9	13.0	
Hi PR	213	214	216	219	263	264	266	270	320	321	323	327	384	385	387	392	458	459	461	465	540	541	538	543	
Lo PR	132	139	148	160	135	142	151	163	137	144	153	165	138	145	154	166	138	145	154	166	140	147	159	171	

IDB*: Entering Indoor Dry Bulb Temperature
 High and low pressures are measured at the liquid and suction service valves.
 Airflow may vary depending on actual ambient conditions and system operation modes.

Shaded area is AHRI conditions
 kW = Total system power
 Amps = outdoor unit amps

EXPANDED COOLING DATA — DH7VSA4210A* / DFVE60DP1300A*

IDB*	AIRFLOW	OUTDOOR AMBIENT TEMPERATURE																							
		65°F				75°F				85°F				95°F				105°F				115°F			
		59	63	67	71	59	63	67	71	59	63	67	71	59	63	67	71	59	63	67	71	59	63	67	71
70	MBh	25.5	40.3	45.4	47.4	36.5	43.0	44.3	46.2	42.3	41.2	42.4	44.4	38.0	38.6	39.8	41.8	35.1	35.7	36.9	38.9	32.3	32.8	34.0	34.0
	S/T	0.65	0.51	0.36	0.36	0.60	0.49	0.37	0.35	0.61	0.52	0.39	0.38	0.61	0.54	0.41	0.39	0.63	0.56	0.43	0.41	0.68	0.61	0.48	0.48
	ΔT	20	20	15	15	22	18	15	15	23	18	15	15	20	18	15	15	20	18	15	15	23	21	18	18
	kW	1.43	2.29	2.90	3.26	2.38	3.27	3.26	3.29	3.42	3.68	3.67	3.70	4.12	4.11	4.11	4.11	4.60	4.60	4.59	4.59	4.95	4.95	4.94	4.94
	Amps	5.8	9.0	11.4	12.7	9.4	12.7	12.7	12.7	13.2	14.2	14.2	14.2	15.8	15.8	15.8	15.8	17.6	17.6	17.6	17.6	18.8	18.8	18.8	18.8
	Hi PR	257	270	274	274	309	315	317	317	362	360	362	362	407	408	410	410	459	460	462	462	519	521	523	523
	Lo PR	120	119	123	123	119	120	129	133	120	125	133	133	121	128	137	137	124	132	141	141	132	140	149	149
	MBh	28.5	46.7	46.1	46.1	40.9	43.6	44.9	45.8	41.2	41.8	43.1	43.1	38.7	39.2	40.5	40.5	35.8	36.3	37.5	37.5	32.9	33.4	34.6	34.6
	S/T	0.70	0.57	0.43	0.43	0.66	0.57	0.44	0.42	0.66	0.59	0.46	0.46	0.68	0.61	0.48	0.48	0.70	0.63	0.50	0.50	0.75	0.68	0.55	0.55
	ΔT	20	19	13	13	21	17	13	13	19	17	14	14	19	17	13	13	18	17	13	13	22	20	16	16
kW	1.57	2.74	2.92	3.31	2.72	3.30	3.29	3.31	3.70	3.70	3.69	3.71	4.14	4.14	4.13	4.13	4.62	4.62	4.61	4.61	4.98	4.97	4.97	4.97	
Amps	6.4	10.6	11.5	12.8	10.6	12.8	12.8	12.8	14.3	14.3	14.3	14.3	15.9	15.9	15.9	15.9	17.7	17.7	17.7	17.7	18.9	18.9	18.9	18.9	
Hi PR	261	277	277	277	316	318	320	320	361	363	365	365	410	411	413	413	462	463	465	465	522	523	525	525	
Lo PR	120	119	125	127	119	122	131	133	119	127	135	135	123	130	139	139	126	134	143	143	134	142	151	151	
MBh	35.6	47.6	46.9	46.9	45.7	44.5	45.8	45.8	42.0	42.6	43.9	43.9	39.5	40.0	41.3	41.3	36.5	37.1	38.3	38.3	33.6	34.2	35.4	35.4	
S/T	0.71	0.61	0.47	0.47	0.69	0.60	0.47	0.47	0.70	0.63	0.50	0.50	0.72	0.64	0.52	0.52	0.74	0.67	0.54	0.54	0.79	0.71	0.59	0.59	
ΔT	19	18	12	12	20	16	12	12	18	16	13	13	18	16	12	12	17	15	12	12	21	19	15	15	
kW	1.95	2.76	2.94	3.31	3.09	3.31	3.31	3.31	3.72	3.72	3.71	3.71	4.16	4.16	4.15	4.15	4.64	4.64	4.63	4.63	4.99	4.99	4.98	4.98	
Amps	7.8	10.7	11.5	12.9	12.0	12.9	12.9	12.9	14.4	14.4	14.4	14.4	16.0	16.0	16.0	16.0	17.8	17.8	17.8	17.8	19.0	19.0	18.9	18.9	
Hi PR	269	280	279	279	322	320	322	322	364	365	367	367	412	414	416	416	465	466	468	468	525	526	528	528	
Lo PR	119	121	127	127	120	124	133	133	122	129	138	138	125	133	142	142	128	136	145	145	136	144	154	154	

75	MBh	25.5	40.3	45.4	47.4	36.5	43.0	44.3	46.2	42.3	41.2	42.4	44.4	38.0	38.6	39.9	41.8	35.1	35.7	36.9	38.9	32.3	32.8	34.0	34.0
	S/T	0.79	0.64	0.48	0.35	0.73	0.62	0.49	0.35	0.73	0.64	0.51	0.38	0.73	0.66	0.53	0.39	0.75	0.68	0.55	0.42	0.80	0.73	0.60	0.46
	ΔT	25	25	19	15	26	22	19	15	27	22	19	16	24	22	19	15	24	22	19	15	28	26	22	18
	kW	1.42	2.29	2.89	2.92	2.38	3.27	3.26	3.29	3.42	3.67	3.67	3.70	4.11	4.11	4.10	4.13	4.60	4.59	4.59	4.62	4.95	4.95	4.94	4.97
	Amps	5.8	9.0	11.3	11.5	9.4	12.7	12.7	12.8	13.1	14.2	14.2	14.3	15.8	15.8	15.8	15.9	17.6	17.6	17.6	17.7	18.8	18.8	18.8	18.9
	Hi PR	257	270	274	279	309	315	317	322	362	360	362	367	407	408	410	415	459	461	462	467	520	521	523	528
	Lo PR	120	120	123	133	119	120	129	139	120	125	133	144	121	128	137	148	124	132	141	152	132	140	149	161
	MBh	28.6	46.7	46.1	48.1	40.9	43.7	45.0	46.9	41.2	41.8	43.1	45.0	38.7	39.3	40.5	42.4	35.8	36.4	37.6	39.4	32.9	33.5	34.6	36.5
	S/T	0.84	0.70	0.55	0.42	0.79	0.69	0.56	0.42	0.78	0.71	0.58	0.45	0.80	0.73	0.60	0.47	0.82	0.75	0.62	0.49	1.00	0.80	0.67	0.54
	ΔT	24	24	18	14	25	21	17	14	23	21	18	14	23	21	17	14	22	21	17	14	26	24	21	17
kW	1.57	2.73	2.92	2.95	2.72	3.29	3.29	3.32	3.70	3.70	3.69	3.72	4.14	4.13	4.13	4.16	4.62	4.62	4.61	4.64	4.97	4.97	4.96	4.99	
Amps	6.4	10.6	11.4	11.6	10.6	12.8	12.8	12.9	14.3	14.3	14.3	14.4	15.9	15.9	16.0	16.0	17.7	17.7	17.7	17.8	18.9	18.9	18.9	19.0	
Hi PR	261	278	277	282	316	318	320	325	362	363	365	369	410	411	413	418	462	463	465	470	522	524	526	530	
Lo PR	120	119	125	135	119	122	131	141	119	127	135	146	123	130	139	150	126	134	143	154	134	142	151	163	
MBh	35.6	47.6	46.9	48.9	45.8	44.5	45.8	47.7	42.1	42.7	43.9	45.8	39.5	40.1	41.3	43.2	36.6	37.1	38.4	40.2	33.7	34.2	35.4	37.2	
S/T	0.84	0.74	0.59	0.45	0.82	0.72	0.60	0.46	0.82	0.75	0.62	0.48	0.84	0.77	0.64	0.50	0.86	0.79	0.66	0.52	1.00	0.84	0.71	0.57	
ΔT	24	22	16	13	24	20	16	13	22	20	17	13	22	20	16	13	21	19	16	13	25	23	19	15	
kW	1.95	2.75	2.94	2.97	3.09	3.31	3.31	3.34	3.72	3.72	3.71	3.74	4.16	4.15	4.15	4.18	4.64	4.64	4.63	4.66	4.99	4.99	4.98	5.01	
Amps	7.8	10.7	11.5	11.6	11.9	12.9	12.9	13.0	14.4	14.4	14.4	14.5	16.0	16.0	16.0	16.1	17.8	17.8	17.8	17.9	19.0	19.0	18.9	19.0	
Hi PR	269	280	280	284	322	321	323	327	364	366	367	372	413	414	416	421	465	466	468	473	525	526	528	533	
Lo PR	119	122	127	138	120	124	133	144	122	129	138	149	125	133	142	153	128	136	145	156	136	144	154	165	

kW = Total system power
Amps = outdoor unit amps

Shaded area is ACCA (TVA) conditions

IDB*: Entering Indoor Dry Bulb Temperature
High and low pressures are measured at the liquid and suction service valves.
Airflow may vary depending on actual ambient conditions and system operation modes.

EXPANDED COOLING DATA — DH7VSA4210A* / DFVE60DP1300A* (CONT.)

IDB*	AIRFLOW	OUTDOOR AMBIENT TEMPERATURE																									
		65°F				75°F				85°F				95°F				105°F				115°F					
		59	63	67	71	59	63	67	71	59	63	67	71	59	63	67	71	59	63	67	71	59	63	67	71		
80	1120	MBh	26.4	42.1	45.6	47.6	36.7	43.2	44.5	46.5	42.6	41.4	42.7	44.6	38.3	38.8	40.1	42.0	35.4	35.9	37.2	39.0	32.5	33.1	34.2	36.1	
		S/T	0.91	0.76	0.60	0.47	0.85	0.74	0.61	0.47	0.85	0.76	0.63	0.50	0.85	0.78	0.65	0.51	1.00	1.00	0.80	0.67	0.53	1.00	0.85	0.72	0.58
		ΔT	29	29	23	19	31	26	23	19	32	27	23	20	28	26	23	19	28	28	26	23	19	33	31	27	23
		kW	1.46	2.41	2.90	2.93	2.38	3.27	3.26	3.29	3.42	3.68	3.67	3.70	4.12	4.11	4.11	4.13	4.60	4.60	4.60	4.59	4.62	4.95	4.95	4.94	4.97
		Amps	5.9	9.5	11.4	11.5	9.4	12.7	12.7	12.8	13.1	14.2	14.2	14.3	15.8	15.8	15.8	15.9	17.6	17.6	17.6	17.6	17.7	18.8	18.8	18.8	18.9
		Hi PR	257	272	275	279	310	316	318	322	363	361	362	367	408	409	411	416	460	461	461	463	468	520	521	523	528
	Lo PR	120	119	123	134	120	121	129	140	121	125	134	145	122	129	138	149	125	132	141	152	132	140	150	161		
	MBh	31.1	46.9	46.3	48.3	41.1	43.9	45.2	47.1	41.5	42.1	43.3	45.2	38.9	39.5	41.0	42.6	36.0	36.6	37.8	39.6	33.1	33.7	34.9	36.7		
	S/T	0.96	0.82	0.67	0.54	0.92	0.81	0.68	0.54	0.90	0.83	0.70	0.57	1.00	1.00	0.85	0.72	1.00	1.00	0.87	0.74	0.61	1.00	0.92	0.79	0.66	
	ΔT	28	28	22	18	30	25	22	18	27	25	22	18	27	25	21	18	26	25	25	21	18	31	29	25	21	
	kW	1.70	2.74	2.92	2.95	2.72	3.29	3.29	3.32	3.70	3.70	3.69	3.72	4.14	4.14	4.10	4.16	4.62	4.62	4.62	4.61	4.64	4.97	4.97	4.97	4.99	
	Amps	6.9	10.6	11.5	11.6	10.6	12.8	12.8	12.9	14.3	14.3	14.3	14.4	15.9	15.9	16.7	16.0	17.7	17.7	17.7	17.7	17.8	18.9	18.9	18.9	19.0	
Hi PR	264	278	278	282	317	318	320	325	362	363	365	370	411	412	411	418	463	464	466	470	523	524	526	531			
Lo PR	120	120	125	136	120	123	131	142	120	127	136	147	123	131	141	151	127	134	143	154	134	142	152	163			
MBh	35.8	45.9	47.2	49.2	46.0	44.7	46.0	48.0	42.3	42.9	44.1	46.1	39.7	40.3	41.5	43.4	36.8	37.4	38.6	40.4	33.9	34.4	35.6	37.4			
S/T	0.97	0.84	0.71	0.57	0.94	0.84	0.71	0.58	0.94	0.87	0.74	0.60	1.00	1.00	0.89	0.76	1.00	1.00	0.91	0.78	0.64	1.00	0.96	0.83	0.69		
ΔT	28	24	20	17	29	24	20	17	26	24	21	17	26	24	20	17	25	24	20	17	30	28	24	20			
kW	1.95	2.95	2.94	2.97	3.09	3.31	3.31	3.34	3.72	3.72	3.71	3.74	4.16	4.16	4.15	4.18	4.64	4.64	4.64	4.63	4.66	4.99	4.99	4.98	5.01		
Amps	7.8	11.6	11.5	11.6	12.0	12.9	12.9	13.0	14.4	14.4	14.4	14.5	16.0	16.0	16.0	16.1	17.8	17.8	17.8	17.9	19.0	19.0	19.0	19.0			
Hi PR	270	278	280	285	323	321	323	328	365	366	368	373	413	414	416	421	465	466	468	473	526	527	529	534			
Lo PR	120	119	128	138	120	125	133	144	122	129	138	149	125	133	142	153	129	137	146	157	136	145	154	166			
85	1120	MBh	31.1	47.0	46.4	48.4	41.2	44.0	45.2	47.2	41.5	42.1	43.4	45.3	39.0	39.5	40.8	42.7	36.0	36.6	37.8	39.7	33.2	33.7	34.9	36.7	
		S/T	1.00	0.85	0.70	0.56	1.00	0.83	0.70	0.57	1.00	0.86	0.73	0.59	1.00	0.87	0.75	0.61	1.00	1.00	0.90	0.77	0.63	1.00	1.00	0.82	0.68
		ΔT	34	34	27	23	35	30	26	23	32	30	27	23	32	30	26	23	31	30	26	23	37	35	31	27	
		kW	1.69	2.72	2.90	2.93	2.71	3.28	3.27	3.30	3.69	3.68	3.68	3.71	4.12	4.12	4.11	4.14	4.61	4.60	4.60	4.63	4.96	4.96	4.95	4.98	
		Amps	6.8	10.6	11.4	11.5	10.6	12.8	12.7	12.9	14.3	14.3	14.2	14.4	15.9	15.9	15.8	16.0	17.7	17.6	17.6	17.7	18.8	18.8	18.8	18.9	
		Hi PR	262	277	276	281	315	317	319	324	361	362	364	368	409	410	412	417	461	462	464	469	521	523	525	529	
	Lo PR	119	119	125	135	120	122	131	142	120	127	136	147	123	131	140	150	126	134	143	154	134	142	151	163		
	MBh	35.7	47.7	47.1	49.0	45.9	44.6	45.9	47.9	42.2	42.8	44.0	46.0	39.6	40.2	41.4	43.3	36.7	37.3	38.5	40.3	33.8	34.3	35.5	37.3		
	S/T	1.00	0.92	0.77	0.63	1.00	0.90	0.77	0.64	1.00	0.93	0.80	0.66	1.00	0.95	0.82	0.68	1.00	1.00	0.84	0.70	1.00	1.00	0.89	0.75		
	ΔT	33	32	25	22	34	29	25	22	31	29	25	22	30	29	25	22	30	28	25	21	35	33	29	25		
	kW	1.95	2.74	2.93	2.96	3.08	3.30	3.30	3.32	3.71	3.71	3.70	3.73	4.15	4.14	4.14	4.17	4.63	4.63	4.62	4.65	4.98	4.98	4.97	5.00		
	Amps	7.8	10.7	11.5	11.6	11.9	12.9	12.8	13.0	14.4	14.4	14.3	14.4	16.0	16.0	15.9	16.0	17.8	17.7	17.7	17.8	18.9	18.9	18.9	19.0		
Hi PR	269	279	279	284	321	320	322	326	363	365	367	371	412	413	415	420	464	465	467	472	524	525	527	532			
Lo PR	119	121	127	138	120	124	133	144	122	129	138	149	125	133	142	153	128	136	145	156	136	144	153	165			
MBh	39.6	46.6	47.9	49.9	44.8	45.4	46.7	48.7	43.0	43.6	44.8	46.8	40.4	41.0	42.2	44.1	37.5	38.0	39.3	41.1	34.5	35.1	36.3	38.1			
S/T	1.00	0.93	0.80	0.67	1.00	0.94	0.81	0.68	1.00	0.96	0.83	0.70	1.00	0.98	0.85	0.72	1.00	1.00	0.87	0.74	1.00	1.00	0.92	0.79			
ΔT	32	28	24	21	29	27	24	20	30	28	24	21	29	27	24	20	29	27	24	20	34	32	28	24			
kW	2.17	2.95	2.95	2.98	3.32	3.32	3.32	3.34	3.73	3.73	3.72	3.75	4.17	4.16	4.16	4.19	4.65	4.65	4.64	4.67	5.00	5.00	4.99	5.02			
Amps	8.6	11.6	11.6	11.7	13.0	12.9	12.9	13.0	14.4	14.4	14.4	14.5	16.0	16.0	16.0	16.1	17.8	17.8	17.8	17.9	19.0	19.0	19.0	19.1			
Hi PR	274	280	281	286	321	322	324	329	366	367	369	374	414	416	418	422	467	468	470	474	527	528	530	535			
Lo PR	120	121	129	140	119	126	135	146	124	131	140	151	127	135	144	155	130	138	147	159	138	146	156	167			

IDB*: Entering Indoor Dry Bulb Temperature
 High and low pressures are measured at the liquid and suction service valves.
 Airflow may vary depending on actual ambient conditions and system operation modes.
 Shaded area is AHRI conditions
 kW = Total system power
 Amps = outdoor unit amps

EXPANDED COOLING DATA — DH7VSA4810A* / DFVE60DP1300A*

IDB*	AIRFLOW	OUTDOOR AMBIENT TEMPERATURE																							
		65°F				75°F				85°F				95°F				105°F				115°F			
		59	63	67	71	59	63	67	71	59	63	67	71	59	63	67	71	59	63	67	71	59	63	67	71
70	MBh	26.7	40.2	51.5	35.1	48.8	50.2	46.0	46.7	48.1	43.1	43.8	45.2	39.8	40.5	41.9	32.5	33.1	34.3	32.5	33.1	34.3	34.3		
	S/T	0.65	0.51	0.36	0.60	0.49	0.36	0.59	0.51	0.39	0.60	0.53	0.40	0.63	0.55	0.43	0.69	0.61	0.48	0.69	0.61	0.48	0.48		
	ΔT	21	21	16	22	19	15	21	19	15	20	18	15	20	18	14	22	20	16	22	20	16	16		
	kW	1.48	2.28	3.26	2.27	3.69	3.69	4.17	4.16	4.15	4.67	4.67	4.66	5.23	5.22	5.22	4.98	4.98	4.97	4.98	4.98	4.97	4.97		
	Amps	6.0	9.1	12.8	9.1	14.4	14.4	16.2	16.2	16.2	18.2	18.1	18.1	20.3	20.3	20.3	19.3	19.3	19.3	19.3	19.3	19.3	19.3		
	Hi-PR	257	270	285	307	328	330	374	375	377	424	425	427	478	480	481	522	524	526	522	524	526	526		
	Lo-PR	119	119	124	120	122	130	119	127	135	123	130	139	126	134	143	132	139	149	132	139	149	149		
	MBh	28.9	44.3	52.3	39.2	49.5	51.0	46.8	47.4	48.9	43.8	44.5	45.9	40.6	41.2	42.6	33.1	33.7	34.9	33.1	33.7	34.9	34.9		
	S/T	0.70	0.57	0.43	0.66	0.56	0.43	0.66	0.59	0.46	0.68	0.60	0.48	0.70	0.62	0.50	0.76	0.69	0.56	0.76	0.69	0.56	0.56		
	ΔT	20	19	14	21	18	14	19	18	14	19	17	14	18	16	13	21	19	15	21	19	15	15		
kW	1.59	2.56	3.29	2.57	3.72	3.71	4.19	4.19	4.18	4.70	4.69	4.69	5.25	5.25	5.24	5.01	5.00	5.00	5.01	5.00	5.00	5.00			
Amps	6.5	10.2	12.9	10.2	14.5	14.5	16.4	16.4	16.4	18.4	18.3	18.3	20.5	20.5	20.5	19.4	19.4	19.4	19.4	19.4	19.4	19.4			
Hi-PR	261	277	288	314	331	333	377	378	380	427	428	430	481	482	484	525	526	528	525	526	528	528			
Lo-PR	120	120	127	120	124	133	121	129	137	125	132	141	128	136	145	133	141	151	133	141	151	151			
MBh	33.3	51.7	53.2	45.5	50.4	51.9	47.7	48.4	49.8	44.8	45.4	46.8	41.4	42.1	43.5	33.9	34.5	35.7	33.9	34.5	35.7	35.7			
S/T	0.71	0.59	0.46	0.68	0.60	0.47	0.69	0.62	0.49	0.71	0.64	0.51	0.73	0.66	0.53	0.80	0.72	0.59	0.80	0.72	0.59	0.59			
ΔT	19	17	13	20	16	13	18	16	13	18	16	12	17	15	12	19	17	14	19	17	14	14			
kW	1.81	3.32	3.31	3.09	3.74	3.74	4.22	4.21	4.21	4.72	4.72	4.71	5.28	5.27	5.27	5.03	5.02	5.02	5.03	5.02	5.02	5.02			
Amps	7.4	13.0	13.0	12.1	14.6	14.6	16.4	16.4	16.4	18.4	18.3	18.3	20.5	20.5	20.5	19.5	19.5	19.4	19.5	19.5	19.4	19.4			
Hi-PR	267	289	291	324	334	336	379	381	383	430	431	433	484	485	487	528	529	531	528	529	531	531			
Lo-PR	120	120	129	119	126	135	123	131	140	127	135	144	130	138	147	135	144	153	135	144	153	153			

75	MBh	26.7	40.2	51.5	35.1	48.8	50.2	46.0	46.7	48.1	43.1	43.8	45.2	39.9	40.5	41.9	32.5	33.1	34.3	32.5	33.1	34.3	36.1
	S/T	0.79	0.64	0.48	0.73	0.61	0.48	0.71	0.64	0.51	0.73	0.65	0.53	0.75	0.68	0.55	0.81	0.74	0.61	0.81	0.74	0.61	0.47
	ΔT	25	25	20	26	23	20	25	23	20	24	22	19	22	20	17	25	23	19	26	24	21	17
	kW	1.48	2.27	3.26	2.27	3.69	3.68	4.16	4.16	4.15	4.67	4.66	4.65	5.22	5.22	5.21	4.98	4.98	4.97	4.98	4.98	4.97	5.00
	Amps	6.0	9.1	12.8	9.1	14.4	14.4	16.2	16.2	16.2	18.1	18.1	18.1	20.3	20.3	20.3	19.3	19.3	19.3	19.3	19.3	19.3	19.4
	Hi-PR	257	270	286	308	328	330	374	375	377	424	425	427	479	480	482	523	524	526	523	524	526	531
	Lo-PR	119	119	124	120	122	130	119	127	135	123	130	139	126	134	143	132	139	149	132	139	149	160
	MBh	28.9	44.3	52.3	39.2	49.5	51.0	46.8	47.5	48.9	43.9	44.5	45.9	40.6	41.2	42.6	33.1	33.7	34.9	33.1	33.7	34.9	36.7
	S/T	0.84	0.70	0.55	0.79	0.68	0.56	0.78	0.71	0.58	0.80	0.73	0.60	0.82	0.75	0.62	1.00	0.81	0.68	1.00	0.81	0.68	0.54
	ΔT	24	24	19	25	22	18	24	22	18	23	21	18	22	20	17	25	23	19	25	23	19	16
kW	1.58	2.56	3.29	2.57	3.72	3.71	4.19	4.19	4.18	4.69	4.68	4.68	5.25	5.25	5.24	5.00	5.00	5.00	5.00	5.00	5.00	5.02	
Amps	6.5	10.2	12.9	10.2	14.5	14.5	16.4	16.3	16.3	18.3	18.2	18.2	20.4	20.4	20.4	19.4	19.4	19.5	19.4	19.4	19.4	19.5	
Hi-PR	261	278	289	314	331	333	377	378	380	427	428	430	481	483	485	526	527	529	526	527	529	533	
Lo-PR	120	120	127	120	124	133	121	129	137	125	132	141	128	136	145	133	141	151	133	141	151	162	
MBh	33.3	51.8	53.2	45.6	50.5	51.9	47.7	48.4	49.8	44.8	45.4	46.8	41.5	42.1	43.5	33.9	34.5	35.7	33.9	34.5	35.7	37.5	
S/T	0.84	0.71	0.59	0.81	0.72	0.59	0.81	0.74	0.61	0.83	0.76	0.63	0.85	0.78	0.65	1.00	0.85	0.72	1.00	0.85	0.72	0.58	
ΔT	24	21	17	24	21	17	22	21	17	22	20	16	21	19	16	24	22	18	24	22	18	14	
kW	1.81	3.32	3.31	3.09	3.74	3.73	4.21	4.21	4.20	4.72	4.71	4.71	5.27	5.27	5.26	5.02	5.02	5.01	5.02	5.02	5.01	5.04	
Amps	7.4	13.0	13.0	12.1	14.6	14.6	16.4	16.4	16.4	18.3	18.3	18.3	20.5	20.5	20.5	19.5	19.5	19.4	19.5	19.5	19.4	19.5	
Hi-PR	267	289	291	324	334	336	380	381	383	430	431	433	484	485	487	528	529	531	528	529	531	536	
Lo-PR	120	120	129	120	126	135	123	131	140	127	135	144	130	138	147	135	144	153	135	144	153	165	

kW = Total system power
Amps = outdoor unit amps

Shaded area is ACCA (TVA) conditions

IDB*: Entering Indoor Dry Bulb Temperature
High and low pressures are measured at the liquid and suction service valves.
Airflow may vary depending on actual ambient conditions and system operation modes.

EXPANDED COOLING DATA — DH7VSA4810A* / DFVE60DP1300A* (CONT.)

IDB*	AIRFLOW	OUTDOOR AMBIENT TEMPERATURE																									
		65°F				75°F				85°F				95°F				105°F				115°F					
		59	63	67	71	59	63	67	71	59	63	67	71	59	63	67	71	59	63	67	71	59	63	67	71		
80	1170	MBh	26.9	40.4	51.8	54.0	36.6	49.0	50.5	52.7	46.3	47.0	48.4	50.6	43.4	44.1	45.5	47.6	40.1	40.8	42.1	44.2	32.7	33.3	34.5	36.3	
		S/T	0.92	0.76	0.60	0.46	0.84	0.73	0.60	0.47	0.83	0.75	0.63	0.49	1.00	0.77	0.64	0.51	1.00	0.79	0.67	0.53	1.00	0.86	0.73	0.59	
		ΔT	29	30	24	21	31	28	24	20	28	27	24	20	28	27	23	20	28	26	22	19	31	29	25	21	
		kW	1.48	2.28	3.26	3.30	2.37	3.69	3.69	3.72	4.17	4.16	4.15	4.19	4.67	4.66	4.66	4.69	5.23	5.22	5.22	5.25	4.98	4.98	4.98	5.00	
		Amps	6.0	9.1	12.8	12.9	9.5	14.4	14.4	14.5	16.2	16.2	16.2	16.3	18.2	18.1	18.1	18.1	18.2	20.3	20.3	20.3	20.4	19.3	19.3	19.3	19.4
		Hi-PR	258	271	286	291	310	329	331	336	374	376	378	383	425	426	426	433	479	480	480	482	487	523	524	526	531
	Lo-PR	120	120	125	136	119	122	131	142	122	127	136	147	123	131	140	151	127	134	143	155	132	140	149	161		
	MBh	29.1	46.7	52.5	54.8	41.0	49.8	51.2	53.5	47.0	47.7	49.1	51.3	44.1	44.8	46.5	48.3	40.8	41.5	42.9	45.0	33.4	33.9	35.1	36.9		
	S/T	0.97	0.81	0.67	0.53	0.90	0.80	0.67	0.54	0.90	0.83	0.70	0.56	1.00	0.84	0.72	0.58	1.00	0.86	0.74	0.60	1.00	0.93	0.80	0.66		
	ΔT	29	29	23	19	30	26	22	19	28	26	22	19	27	25	22	18	26	24	21	18	29	27	24	20		
	kW	1.59	2.73	3.29	3.32	2.71	3.72	3.71	3.75	4.19	4.19	4.18	4.22	4.70	4.69	4.65	4.72	5.25	5.25	5.24	5.28	5.01	5.00	5.00	5.02		
	Amps	6.5	10.8	12.9	13.0	10.7	14.5	14.5	14.6	16.3	16.3	16.3	16.4	18.3	18.3	18.3	18.4	20.4	20.4	20.4	20.5	19.4	19.4	19.4	19.5		
Hi-PR	262	280	289	294	317	332	334	339	377	379	381	385	428	429	428	436	482	483	485	490	526	527	529	534			
Lo-PR	120	119	127	138	120	124	133	144	122	129	138	149	125	133	143	153	129	136	146	157	134	142	151	163			
MBh	35.7	52.0	53.5	55.7	50.0	50.7	52.2	54.4	48.0	48.6	50.1	52.2	45.0	45.7	47.1	49.2	41.7	42.4	43.7	45.8	34.1	34.7	35.9	37.7			
S/T	0.96	0.83	0.70	0.57	0.91	0.84	0.71	0.57	1.00	0.86	0.73	0.60	1.00	0.88	0.75	0.62	1.00	0.90	0.77	0.64	1.00	0.97	0.84	0.70			
ΔT	28	25	22	18	27	25	21	18	27	25	21	18	26	24	21	17	25	23	20	16	28	26	22	19			
kW	1.94	3.32	3.31	3.35	3.75	3.74	3.74	3.77	4.22	4.21	4.20	4.24	4.72	4.71	4.71	4.74	5.28	5.27	5.27	5.30	5.02	5.02	5.02	5.04			
Amps	7.9	13.0	13.0	13.1	14.6	14.6	14.6	14.7	16.4	16.4	16.4	16.5	18.4	18.3	18.3	18.4	20.5	20.5	20.5	20.6	19.5	19.5	19.4	19.5			
Hi-PR	270	290	292	297	333	335	337	341	380	381	383	388	430	432	434	439	485	486	488	493	529	530	532	537			
Lo-PR	119	121	129	140	119	127	135	146	124	131	140	151	127	135	144	155	131	139	148	159	136	144	154	165			
85	1170	MBh	29.1	44.6	52.6	54.9	41.0	49.9	51.3	53.5	47.1	47.8	49.2	51.4	44.2	44.8	46.2	48.4	40.9	41.5	42.9	45.0	33.4	34.0	35.2	37.0	
		S/T	1.00	0.85	0.69	0.56	1.00	0.83	0.70	0.56	1.00	0.85	0.72	0.59	1.00	0.87	0.74	0.61	1.00	1.00	0.76	0.63	1.00	1.00	0.83	0.69	
		ΔT	34	34	28	24	35	31	28	24	33	31	27	24	32	30	27	23	31	29	26	22	34	32	29	25	
		kW	1.58	2.55	3.27	3.31	2.69	3.70	3.69	3.73	4.17	4.17	4.16	4.20	4.68	4.67	4.67	4.70	5.23	5.23	5.22	5.26	4.99	4.99	4.98	5.01	
		Amps	6.4	10.1	12.8	12.9	10.7	14.4	14.4	14.6	16.3	16.2	16.2	16.3	18.2	18.2	18.1	18.3	20.3	20.3	20.3	20.4	19.3	19.3	19.3	19.4	
		Hi-PR	260	277	288	292	315	330	332	337	376	377	379	384	426	427	429	434	480	482	484	489	525	526	528	532	
	Lo-PR	120	120	127	137	119	124	133	144	121	129	138	149	125	133	142	153	128	136	145	156	134	142	151	162		
	MBh	33.4	51.9	53.4	55.6	45.7	50.6	52.1	54.3	47.8	48.5	49.9	52.1	44.9	45.6	47.0	49.1	41.6	42.2	43.6	45.7	34.0	34.6	35.8	37.6		
	S/T	1.00	0.89	0.76	0.63	1.00	0.90	0.77	0.63	1.00	0.92	0.79	0.66	1.00	0.94	0.81	0.68	1.00	1.00	0.83	0.70	1.00	1.00	0.90	0.76		
	ΔT	33	32	25	22	34	29	25	22	31	29	25	22	30	29	25	22	30	28	25	21	35	33	29	25		
	kW	1.80	3.31	3.30	3.33	3.08	3.73	3.72	3.76	4.20	4.20	4.19	4.22	4.70	4.70	4.69	4.73	5.26	5.26	5.25	5.28	5.01	5.01	5.00	5.03		
	Amps	7.3	13.0	12.9	13.1	12.1	14.6	14.5	14.7	16.4	16.4	16.3	16.5	18.3	18.3	18.3	18.4	20.5	20.4	20.4	20.5	19.4	19.4	19.4	19.5		
Hi-PR	267	288	290	295	323	333	335	340	379	380	382	387	429	430	432	437	483	485	486	491	527	529	530	535			
Lo-PR	119	121	127	138	120	124	133	144	122	129	138	149	125	133	142	153	128	136	145	156	136	144	153	165			
MBh	39.5	52.8	54.3	56.6	50.9	51.5	53.0	55.2	48.8	49.4	50.9	53.0	45.8	46.5	47.9	50.0	42.5	43.1	44.5	46.6	34.8	35.4	36.6	38.4			
S/T	1.00	0.93	0.80	0.66	1.00	0.93	0.80	0.67	1.00	0.96	0.83	0.69	1.00	1.00	0.85	0.71	1.00	1.00	0.87	0.73	1.00	1.00	0.94	0.80			
ΔT	33	29	26	22	31	29	25	21	30	28	25	21	30	28	24	21	29	27	24	20	32	30	26	22			
kW	2.15	3.33	3.32	3.36	3.76	3.75	3.74	3.78	4.22	4.22	4.21	4.25	4.73	4.72	4.72	4.75	5.28	5.28	5.27	5.31	5.03	5.03	5.02	5.05			
Amps	8.7	13.0	13.0	13.2	14.7	14.7	14.6	14.8	16.5	16.4	16.4	16.6	18.4	18.4	18.3	18.5	20.5	20.5	20.5	20.6	19.5	19.5	19.5	19.6			
Hi-PR	274	291	293	298	335	336	338	343	381	383	385	390	432	433	435	440	486	487	489	494	530	531	533	538			
Lo-PR	120	123	131	142	121	128	137	148	125	133	142	153	129	137	146	157	132	140	150	161	137	146	155	167			

kW = Total system power
Amps = outdoor unit amps

Shaded area is AHRI conditions

IDB*: Entering Indoor Dry Bulb Temperature
High and low pressures are measured at the liquid and suction service valves.
Airflow may vary depending on actual ambient conditions and system operation modes.

EXPANDED COOLING DATA — DH7VSA6010A* / DFVE60DP1300A*

IDB*	AIRFLOW	OUTDOOR AMBIENT TEMPERATURE																											
		65°F				75°F				85°F				95°F				105°F				115°F							
		59	63	67	71	59	63	67	71	59	63	67	71	59	63	67	71	59	63	67	71	59	63	67	71				
70	MBh	39.1	44.1	53.2	55.0	49.3	51.8	53.4	54.2	50.3	51.0	52.6	53.4	48.5	49.2	50.8	51.6	46.2	47.6	49.1	49.1	45.8	46.6	48.3	48.3	38.8	39.4	39.0	39.7
	S/T	0.64	0.54	0.37	0.48	0.60	0.50	0.37	0.44	0.60	0.52	0.39	0.47	0.61	0.54	0.41	0.48	0.70	0.63	0.50	0.50	0.63	0.56	0.43	0.43	0.70	0.62	0.50	0.57
	ΔT	20	19	16	14	21	19	16	14	21	19	16	14	20	19	15	14	19	17	13	13	20	18	15	15	21	19	15	14
	kW	2.15	2.49	3.70	3.73	3.36	4.16	4.15	4.18	4.66	4.65	4.64	4.67	5.18	5.18	5.17	5.20	5.73	5.72	5.73	5.76	5.73	5.72	5.73	5.76	5.58	5.57	5.16	4.53
	Amps	8.3	9.5	13.6	13.7	12.7	15.5	15.4	15.6	17.6	17.6	17.6	17.7	19.9	19.9	19.9	20.0	22.6	22.6	22.5	22.6	22.6	22.6	22.5	22.6	22.1	22.1	20.5	20.6
	Hi-PR	254	261	276	278	310	319	321	324	365	366	368	371	417	418	420	423	473	474	476	479	473	474	476	479	527	529	525	528
	Lo-PR	119	120	120	124	119	119	126	128	121	124	130	132	124	128	134	136	128	131	138	140	128	131	138	140	134	138	146	148
	MBh	42.9	47.2	54.0	55.0	52.3	52.6	54.2	55.2	51.1	51.9	53.4	54.4	49.3	50.1	51.6	52.7	46.2	47.6	49.1	49.1	46.2	47.6	49.1	49.1	37.7	38.4	39.7	39.7
	S/T	0.71	0.88	0.44	0.48	0.67	0.58	0.44	0.48	0.67	0.60	0.47	0.50	0.68	0.61	0.48	0.52	0.70	0.63	0.50	0.50	0.70	0.63	0.50	0.54	0.78	0.71	0.57	0.57
	ΔT	19	26	14	13	20	18	14	13	20	18	14	13	19	17	14	13	19	17	13	13	19	17	13	13	19	17	14	14
kW	2.42	2.69	3.73	3.76	3.65	4.19	4.18	4.20	4.69	4.68	4.67	4.70	5.21	5.21	5.20	5.23	5.70	5.77	5.76	5.76	5.70	5.77	5.76	5.76	4.54	4.54	4.53	4.53	
Amps	9.2	10.2	13.7	13.8	13.6	15.6	15.6	15.7	17.7	17.7	17.7	17.8	20.1	20.1	20.0	20.1	22.7	22.7	22.6	22.6	22.7	22.7	22.6	22.8	20.7	20.6	20.6	20.6	
Hi-PR	261	267	278	281	317	322	324	326	368	369	371	374	420	421	423	426	476	477	479	482	476	477	479	482	525	526	528	528	
Lo-PR	119	120	120	124	120	121	128	130	122	126	132	135	126	130	136	138	129	133	140	142	129	133	140	142	137	141	148	154	
MBh	47.4	53.9	55.0	55.0	52.9	53.6	55.2	55.2	52.1	52.9	54.4	54.4	50.3	51.1	52.7	52.7	46.3	47.2	48.7	48.7	46.3	47.2	48.7	48.7	38.6	39.3	37.9	37.9	
S/T	1.00	0.63	0.48	0.48	0.68	0.61	0.48	0.48	0.70	0.63	0.50	0.50	0.72	0.65	0.52	0.52	0.74	0.66	0.54	0.54	0.74	0.66	0.54	0.54	0.82	0.74	0.88	0.88	
ΔT	27	17	13	13	19	17	13	13	18	17	13	13	18	16	13	13	17	16	12	12	17	16	12	12	18	16	20	20	
kW	2.71	3.28	3.76	3.76	4.22	4.21	4.20	4.20	4.71	4.71	4.70	4.70	5.24	5.23	5.23	5.23	5.61	5.63	5.63	5.63	5.61	5.63	5.63	5.63	4.56	4.56	4.02	4.02	
Amps	10.2	12.1	13.8	13.8	15.7	15.7	15.7	15.7	17.8	17.8	17.8	17.8	20.2	20.2	20.1	20.1	22.8	22.8	22.8	22.8	22.8	22.8	22.8	22.8	20.7	20.7	18.3	18.3	
Hi-PR	268	276	281	281	323	324	326	326	371	372	374	374	423	424	426	426	479	480	482	482	479	480	482	482	527	528	522	522	
Lo-PR	120	120	124	124	120	124	130	130	125	128	135	135	128	132	138	138	131	135	142	142	131	135	142	142	140	143	154	154	

75	MBh	39.1	44.1	53.2	55.6	49.3	51.9	53.4	55.2	50.3	51.1	52.6	55.0	48.5	49.3	50.9	53.3	46.5	47.2	48.8	51.2	45.8	46.4	48.0	50.4	38.8	39.5	39.0	39.7
	S/T	0.78	0.68	0.49	0.35	0.73	0.63	0.50	0.36	0.72	0.65	0.52	0.38	0.73	0.66	0.53	0.40	0.82	0.75	0.62	0.49	0.75	0.68	0.55	0.41	0.99	0.75	0.62	0.72
	ΔT	24	23	20	16	25	23	20	16	25	23	20	16	25	23	19	16	24	22	19	15	24	22	19	15	24	23	19	23
	kW	2.15	2.49	3.70	3.73	3.36	4.15	4.14	4.18	4.65	4.65	4.64	4.68	5.18	5.18	5.17	5.20	5.73	5.70	5.69	5.73	5.73	5.70	5.69	5.73	4.88	4.88	4.51	4.02
	Amps	8.3	9.5	13.5	13.7	12.6	15.5	15.4	15.6	17.6	17.6	17.6	17.7	19.9	19.9	19.9	20.0	22.6	22.5	22.5	22.7	22.6	22.5	22.5	22.7	22.1	22.1	20.5	18.3
	Hi-PR	254	261	276	281	311	319	321	326	365	367	369	373	417	418	420	425	473	475	477	481	473	475	477	481	528	529	525	523
	Lo-PR	119	120	120	130	119	119	126	136	121	124	131	141	124	128	134	144	128	131	138	148	128	131	138	148	134	138	146	162
	MBh	42.9	48.0	54.0	56.4	52.4	52.7	54.2	56.6	51.1	51.9	53.5	55.8	49.3	50.1	51.7	54.1	46.5	47.2	48.8	51.2	46.5	47.2	48.8	51.2	37.8	38.4	39.7	39.7
	S/T	0.84	0.98	0.57	0.43	0.80	0.70	0.57	0.43	0.79	0.72	0.59	0.45	0.81	0.73	0.60	0.47	0.82	0.75	0.62	0.49	0.82	0.75	0.62	0.49	0.99	0.83	0.70	0.80
	ΔT	23	30	19	15	24	22	18	15	24	22	18	15	23	21	18	14	23	21	17	14	23	21	17	14	23	21	18	21
kW	2.41	2.70	3.73	3.76	3.65	4.18	4.18	4.21	4.68	4.68	4.67	4.71	5.21	5.21	5.20	5.23	5.73	5.73	5.72	5.75	5.73	5.73	5.72	5.75	4.54	4.54	4.53	4.04	
Amps	9.2	10.2	13.7	13.8	13.6	15.6	15.5	15.7	17.7	17.7	17.7	17.8	20.1	20.1	20.0	20.2	22.7	22.7	22.6	22.8	22.7	22.7	22.6	22.8	20.6	20.6	20.6	18.4	
Hi-PR	261	268	279	283	317	322	324	329	368	369	371	376	420	421	423	428	476	477	479	484	476	477	479	484	525	526	528	526	
Lo-PR	120	123	122	132	120	121	128	138	123	126	132	143	126	130	136	146	129	133	140	150	129	133	140	150	137	141	148	164	
MBh	48.2	53.9	55.0	57.4	52.9	53.7	55.2	57.6	52.2	52.9	54.5	56.8	50.4	51.1	52.7	55.1	47.8	48.5	50.1	52.6	47.8	48.5	50.1	52.6	38.7	39.3	38.7	40.6	
S/T	1.00	0.76	0.60	0.46	0.81	0.74	0.61	0.47	0.83	0.76	0.63	0.49	0.84	0.77	0.64	0.50	0.86	0.79	0.66	0.52	0.86	0.79	0.66	0.52	0.99	0.87	0.98	0.84	
ΔT	30	21	18	14	23	21	17	13	23	21	17	14	22	20	17	13	21	20	16	13	21	20	16	13	22	20	24	20	
kW	2.72	3.28	3.75	3.79	4.21	4.21	4.20	4.24	4.71	4.70	4.70	4.73	5.23	5.23	5.22	5.26	5.79	5.78	5.78	5.82	5.79	5.78	5.78	5.82	4.56	4.55	4.03	4.05	
Amps	10.3	12.1	13.8	13.9	15.7	15.7	15.6	15.8	17.8	17.8	17.8	17.9	20.2	20.1	20.1	20.3	22.8	22.8	22.8	22.9	22.8	22.8	22.8	22.9	20.7	20.7	18.4	18.5	
Hi-PR	269	276	281	286	323	325	326	331	371	372	374	379	423	424	426	431	479	480	482	487	479	480	482	487	528	529	524	528	
Lo-PR	122	120	124	134	120	124	130	140	125	128	135	145	128	132	138	149	132	135	142	152	132	135	142	152	140	143	155	166	

kW = Total system power
Amps = outdoor unit amps

Shaded area is ACCA (TVA) conditions

IDB*: Entering Indoor Dry Bulb Temperature
High and low pressures are measured at the liquid and suction service valves.
Airflow may vary depending on actual ambient conditions and system operation modes.

EXPANDED HEATING DATA — NORMAL HEATING MODE

DH7VSA2410A* + DFVE36CP1300A*

	OUTDOOR AMBIENT TEMPERATURE																	
	65	60	55	50	47	45	40	35	30	25	20	17	15	10	5	0	-5	-10
MBh	31.5	28.5	26.1	24.2	23.2	22.6	21.2	26.9	25.3	23.6	21.9	20.9	20.2	18.5	17.0	15.1	12.1	9.5
T/R	40	36	33	30	29	28	26	34	32	30	28	26	25	23	21	19	14	11
KW	2.26	2.19	2.13	2.09	2.06	2.04	2.01	2.98	2.90	2.82	2.74	2.69	2.66	2.57	2.49	2.41	2.09	1.73
AMPS	8.4	8.1	7.9	7.7	7.6	7.5	7.4	11.5	11.1	10.8	10.5	10.3	10.1	9.7	9.4	9.1	7.8	6.3
COP	4.08	3.82	3.59	3.40	3.30	3.24	3.10	2.65	2.55	2.45	2.34	2.28	2.23	2.11	2.00	1.91	1.81	1.80
Hi PR	385	365	349	337	330	326	318	335	327	319	312	308	305	298	293	281	262	231
LO PR	156	137	122	110	104	100	92	81	74	67	60	56	54	47	42	33	28	25

DH7VSA3610A* + DFVE48DP1300A*

	OUTDOOR AMBIENT TEMPERATURE																	
	65	60	55	50	47	45	40	35	30	25	20	17	15	10	5	0	-5	-10
MBh	47.4	42.9	39.4	36.5	35.0	34.1	32.1	46.4	43.1	40.0	36.9	35.1	33.9	31.1	29.0	24.6	17.7	12.9
T/R	37	33	31	28	27	26	25	34	31	29	27	26	25	23	21	18	13	9
KW	3.43	3.32	3.23	3.15	3.11	3.08	3.02	5.15	5.00	4.85	4.70	4.61	4.54	4.39	4.25	4.06	3.01	2.44
AMPS	13.3	12.8	12.4	12.1	11.9	11.8	11.6	19.9	19.2	18.6	18.0	17.6	17.4	16.7	16.2	15.4	11.1	8.7
COP	4.05	3.79	3.57	3.39	3.30	3.24	3.11	2.64	2.53	2.42	2.30	2.24	2.19	2.08	2.00	1.87	1.88	1.80
Hi PR	388	370	355	343	337	333	326	366	356	345	334	327	322	310	300	288	244	212
LO PR	147	129	115	104	99	95	88	71	65	59	54	51	48	43	40	31	26	21

DH7VSA4210A* + DFVE60DP1300A*

	OUTDOOR AMBIENT TEMPERATURE																	
	65	60	55	50	47	45	40	35	30	25	20	17	15	10	5	0	-5	-10
MBh	55.1	50.1	46.0	42.7	41.0	40.0	37.7	51.6	48.2	44.8	41.2	39.0	37.6	34.0	31.0	27.1	20.9	16.0
T/R	44	39	36	34	32	31	29	41	38	35	32	30	29	26	24	21	16	12
KW	4.12	3.95	3.81	3.70	3.64	3.60	3.52	5.99	5.78	5.57	5.33	5.17	5.07	4.80	4.54	4.36	3.53	2.92
AMPS	16.9	16.1	15.5	15.0	14.7	14.6	14.2	24.4	23.5	22.6	21.6	20.9	20.4	19.3	18.2	17.4	13.9	11.3
COP	3.92	3.71	3.53	3.38	3.30	3.25	3.14	2.53	2.44	2.36	2.27	2.21	2.17	2.07	2.00	1.92	1.90	1.86
Hi PR	428	404	385	370	363	358	348	382	369	356	343	336	331	318	308	291	260	232
LO PR	151	133	118	106	100	97	89	74	68	63	57	53	51	45	39	33	29	24

DH7VSA4810A* + DFVE60DP1300A*

	OUTDOOR AMBIENT TEMPERATURE																	
	65	60	55	50	47	45	40	35	30	25	20	17	15	10	5	0	-5	-10
MBh	64.4	58.4	53.5	49.5	47.5	46.3	43.6	56.0	52.3	48.5	44.7	42.3	40.7	36.8	33.6	29.4	24.1	17.3
T/R	43	39	36	33	32	31	29	39	37	34	31	29	28	25	23	20	16	12
KW	4.82	4.61	4.44	4.29	4.22	4.17	4.07	6.49	6.27	6.03	5.77	5.61	5.49	5.20	4.92	4.73	4.14	3.16
AMPS	17.9	17.1	16.4	15.8	15.5	15.3	14.9	24.4	23.5	22.6	21.5	20.9	20.4	19.3	18.2	17.4	15.1	11.3
COP	3.91	3.71	3.53	3.38	3.30	3.25	3.14	2.53	2.44	2.36	2.27	2.21	2.17	2.07	2.00	1.92	1.87	1.86
Hi PR	431	407	387	371	363	358	348	380	367	354	342	334	329	316	306	290	267	231
LO PR	150	132	117	105	99	95	87	74	69	63	57	54	51	45	39	33	28	24

DH7VSA6010A* + DFVE60DP1300A*

	OUTDOOR AMBIENT TEMPERATURE																	
	65	60	55	50	47	45	40	35	30	25	20	17	15	10	5	0	-5	-10
MBh	71.1	66.5	62.2	58.0	54.0	52.3	50.3	64.6	60.1	59.4	55.0	55.3	53.6	49.4	46.0	38.5	29.8	22.3
T/R	40	37	35	32	31	30	28	36	33	33	30	31	30	27	27	21	16	12
KW	4.88	4.74	4.60	4.47	4.40	4.31	4.19	6.67	6.40	7.05	6.76	7.15	7.04	6.77	6.74	5.46	4.35	3.53
AMPS	18.4	17.7	17.2	16.6	16.3	16.0	15.5	26.4	25.3	27.6	26.4	28.1	27.6	26.5	26.1	20.6	15.7	12.1
COP	4.30	4.14	4.00	3.84	3.63	3.56	3.52	2.84	2.75	2.47	2.38	2.27	2.23	2.14	2.00	2.07	2.00	1.85
Hi PR	410	394	380	367	359	354	343	382	368	370	356	356	350	338	333	307	283	263
LO PR	141	130	119	109	103	100	91	77	70	59	53	48	46	41	39	36	33	29

Calculations are based on nominal CFM and 70 °F indoor dry bulb.

Note: Shaded area is AHRI Rating Conditions at 47°F outdoor ambient temperature

Amps = Outdoor unit amps (comp.+fan)

KW= Total system power

DH7VSA2410A* + DFVE36CP1300A*

	OUTDOOR AMBIENT TEMPERATURE							
	65	60	55	50	47	45	40	35 OR LOWER
MBh	42.4	38.5	35.4	32.8	31.4	30.6	28.7	Same as normal heating mode
T/R	55	50	45	42	40	39	37	
KW	3.72	3.53	3.37	3.25	3.18	3.15	3.06	
AMPS	14.7	13.8	13.2	12.6	12.4	12.2	11.8	
COP	3.34	3.20	3.07	2.96	2.89	2.85	2.75	
Hi PR	425	403	384	369	361	356	345	
LO PR	150	132	118	107	101	97	89	

DH7VSA3610A* + DFVE48DP1300A*

	OUTDOOR AMBIENT TEMPERATURE							
	65	60	55	50	47	45	40	35 OR LOWER
MBh	68.6	69.5	63.3	58.1	55.4	53.7	49.9	Same as normal heating mode
T/R	50	51	47	43	41	39	37	
KW	5.64	6.56	6.12	5.78	5.62	5.52	5.32	
AMPS	21.9	25.7	23.9	22.5	21.8	21.4	20.6	
COP	3.57	3.10	3.03	2.95	2.89	2.85	2.75	
Hi PR	460	462	431	408	397	391	378	
LO PR	147	125	109	97	90	87	78	

DH7VSA4210A* + DFVE60DP1300A*

	OUTDOOR AMBIENT TEMPERATURE							
	65	60	55	50	47	45	40	35 OR LOWER
MBh	67.8	68.0	68.7	63.3	60.5	58.9	55.1	Same as normal heating mode
T/R	54	54	54	50	48	46	43	
KW	5.55	6.25	7.14	6.73	6.54	6.43	6.19	
AMPS	22.5	25.5	29.4	27.6	26.8	26.3	25.3	
COP	3.58	3.19	2.82	2.76	2.71	2.68	2.61	
Hi PR	460	457	455	431	419	412	396	
LO PR	149	129	110	97	91	87	80	

DH7VSA4810A* + DFVE60DP1300A*

	OUTDOOR AMBIENT TEMPERATURE							
	65	60	55	50	47	45	40	35 OR LOWER
MBh	73.6	73.8	74.5	68.6	65.6	63.8	59.7	Same as normal heating mode
T/R	52	52	53	48	46	45	42	
KW	6.01	6.77	7.73	7.29	7.09	6.97	6.71	
AMPS	22.5	25.5	29.4	27.6	26.8	26.3	25.3	
COP	3.59	3.20	2.82	2.76	2.71	2.68	2.61	
Hi PR	458	454	452	428	417	410	394	
LO PR	149	130	110	97	91	88	80	

DH7VSA6010A* + DFVE60DP1300A*

	OUTDOOR AMBIENT TEMPERATURE							
	65	60	55	50	47	45	40	35 OR LOWER
MBh	79.8	74.8	75.0	70.1	54.0	69.9	69.3	Same as normal heating mode
T/R	45	42	42	39	38	39	39	
KW	6.04	5.81	6.34	6.09	5.95	6.56	6.95	
AMPS	18.4	17.7	17.2	16.6	16.3	16.0	15.5	
COP	3.87	3.77	3.47	3.37	2.66	3.12	2.92	
Hi PR	410	394	380	367	359	354	343	
LO PR	141	130	119	109	103	100	91	

Calculations are based on nominal CFM and 70 °F indoor dry bulb.

Amps = Outdoor unit amps (comp.+fan)

Note: Shaded area is AHRI Rating Conditions at 47°F outdoor ambient temperature

KW= Total system power

PERFORMANCE DATA FOR STANDARD OPERATING MODE

DH7VSA2410A* / DFVE36CP1300A*				
DESIGN SUBCOOLING @ AHRI 95°F CONDITIONS 13-15°F				
AT 100% DEMAND				
OUTDOOR TEMP °F	TOTAL BTU/H	SENSIBLE BTU/H	LATENT BTU/H	TOTAL WATTS
75°	26,000	18,500	7,500	1,720
80°	25,400	18,300	7,100	1,800
85°	24,700	18,000	6,700	1,910
90°	24,000	17,700	6,300	2,000
95°	23,200	17,400	5,800	2,110
100°	22,200	17,000	5,200	2,200
105°	21,100	16,500	4,600	2,330
110°	20,300	16,400	3,900	2,500
115°	19,400	16,300	3,100	2,590
TVA Conditions @ 95° OD DB, 75° ID, 63° ID WB				
95°	22,200	17,100	5,100	2,110

DH7VSA2410A* / DFVE36CP1300A*				
DESIGN SUBCOOLING @ AHRI 95°F CONDITIONS 13-15°F				
IN BOOST MODE				
OUTDOOR TEMP °F	TOTAL BTU/H	SENSIBLE BTU/H	LATENT BTU/H	TOTAL WATTS
75°	33,600	22,200	11,400	2,200
80°	32,800	22,100	10,700	2,300
85°	31,900	22,000	9,900	2,450
90°	30,800	21,600	9,200	2,600
95°	29,700	21,100	8,600	2,700
100°	28,500	20,700	7,800	2,900
105°	27,300	20,200	7,100	3,000
110°	26,200	20,000	6,200	3,200
115°	25,100	19,800	5,300	3,350
TVA Conditions @ 95° OD DB, 75° ID, 63° ID WB				
95°	28,700	20,700	8,000	2,700

DH7VSA3610A* / DFVE48DP1300A*				
DESIGN SUBCOOLING @ AHRI 95°F CONDITIONS 7-9°F				
AT 100% DEMAND				
OUTDOOR TEMP °F	TOTAL BTU/H	SENSIBLE BTU/H	LATENT BTU/H	TOTAL WATTS
75°	41,100	30,400	10,700	2,510
80°	39,800	30,000	9,800	2,700
85°	38,500	29,600	8,900	2,850
90°	36,800	28,700	8,100	3,100
95°	35,000	27,700	7,300	3,330
100°	33,500	26,800	6,700	3,500
105°	32,000	25,900	6,100	3,660
110°	30,500	25,600	4,900	3,900
115°	29,000	25,200	3,800	4,160
TVA Conditions @ 95° OD DB, 75° ID, 63° ID WB				
95°	34,100	27,300	6,800	3,240

DH7VSA3610A* / DFVE48DP1300A*				
DESIGN SUBCOOLING @ AHRI 95°F CONDITIONS 7-9°F				
IN BOOST MODE				
OUTDOOR TEMP °F	TOTAL BTU/H	SENSIBLE BTU/H	LATENT BTU/H	TOTAL WATTS
75°	59,100	38,400	20,700	3,600
80°	57,300	37,800	19,500	3,900
85°	55,500	37,200	18,300	4,150
90°	53,200	36,200	17,000	4,400
95°	50,900	35,100	15,800	4,700
100°	48,500	34,200	14,300	5,000
105°	46,100	33,200	12,900	5,350
110°	37,600	29,200	8,400	4,800
115°	29,000	25,200	3,800	4,200
TVA Conditions @ 95° OD DB, 75° ID, 63° ID WB				
95°	49,100	34,400	14,700	4,700

PERFORMANCE DATA FOR STANDARD OPERATING MODE (CONT.)

DH7VSA4210A* / DFVE60DP1300A*				
DESIGN SUBCOOLING @ AHRI 95°F CONDITIONS 8-10°F				
AT 100% DEMAND				
Outdoor Temp °F	Total BTU/h	Sensible BTU/h	Latent BTU/h	Total Watts
75°	45,200	30,700	14,500	3,290
80°	44,300	30,500	13,800	3,500
85°	43,300	30,300	13,000	3,690
90°	42,200	29,900	12,300	3,900
95°	41,000	29,500	11,500	4,100
100°	39,400	28,800	10,600	4,400
105°	37,800	28,000	9,800	4,610
110°	36,400	27,800	8,600	4,800
115°	34,900	27,600	7,300	4,970
TVA Conditions @ 95° OD DB, 75° ID, 63° ID WB				
95°	39,300	28,700	10,600	4,130

DH7VSA4210A* / DFVE60DP1300A*				
DESIGN SUBCOOLING @ AHRI 95°F CONDITIONS 8-10°F				
IN BOOST MODE				
OUTDOOR TEMP °F	TOTAL BTU/H	SENSIBLE BTU/H	LATENT BTU/H	TOTAL WATTS
75°	61,200	38,000	23,200	5,350
80°	60,500	38,200	22,300	5,850
85°	59,800	38,300	21,500	6,300
90°	58,100	37,700	20,400	6,750
95°	55,200	38,000	17,200	6,900
100°	49,600	35,700	13,900	6,300
105°	44,000	33,300	10,700	5,650
110°	39,500	30,400	9,100	5,300
115°	34,900	27,400	7,500	5,000
TVA CONDITIONS @ 95° OD DB, 75° ID, 63° ID WB				
95°	51,100	34,700	16,400	6,250

DH7VSA4810A* / DFVE60DP1300A*				
DESIGN SUBCOOLING @ AHRI 95°F CONDITIONS 8-10°F				
AT 100% DEMAND				
Outdoor Temp °F	Total BTU/h	Sensible BTU/h	Latent BTU/h	Total Watts
75°	51,200	34,300	16,900	3,710
80°	50,200	34,400	15,800	3,900
85°	49,100	34,400	14,700	4,180
90°	47,800	34,000	13,800	4,400
95°	46,500	33,500	13,000	4,650
100°	44,700	32,600	12,100	4,900
105°	42,900	31,700	11,200	5,240
110°	39,000	29,900	9,100	5,100
115°	35,100	28,100	7,000	5,000
TVA Conditions @ 95° OD DB, 75° ID, 63° ID WB				
95°	44,500	32,500	12,000	4,690

DH7VSA4810A* / DFVE60DP1300A*				
DESIGN SUBCOOLING @ AHRI 95°F CONDITIONS 8-10°F				
IN BOOST MODE				
OUTDOOR TEMP °F	TOTAL BTU/H	SENSIBLE BTU/H	LATENT BTU/H	TOTAL WATTS
75°	61,800	38,900	22,900	5,400
80°	61,200	38,900	22,300	5,850
85°	60,600	38,800	21,800	6,300
90°	58,800	38,300	20,500	6,800
95°	55,900	37,500	18,400	6,850
100°	50,100	35,800	14,300	6,250
105°	44,300	34,000	10,300	5,650
110°	39,700	31,000	8,700	5,300
115°	35,100	28,000	7,100	5,000
TVA CONDITIONS @ 95° OD DB, 75° ID, 63° ID WB				
95°	53,700	36,500	17,200	6,900

DH7VSA6010A* / DFVE60DP1300A*				
DESIGN SUBCOOLING @ AHRI 95°F CONDITIONS 14-16°F				
AT 100% DEMAND				
Outdoor Temp °F	Total BTU/h	Sensible BTU/h	Latent BTU/h	Total Watts
75°	54,500	37,600	16,900	4,180
80°	54,100	37,900	16,200	4,400
85°	53,700	38,100	15,600	4,670
90°	52,900	37,800	15,100	4,900
95°	52,000	37,400	14,600	5,310
100°	51,000	37,300	13,700	5,500
105°	49,500	36,200	13,300	5,770
110°	46,000	33,600	12,400	5,500
115°	40,000	32,800	7,200	5,180
TVA Conditions @ 95° OD DB, 75° ID, 63° ID WB				
95°	50,100	36,600	13,500	5,210

DH7VSA6010A* / DFVE60DP1300A*				
DESIGN SUBCOOLING @ AHRI 95°F CONDITIONS 14-16°F				
IN BOOST MODE				
OUTDOOR TEMP °F	TOTAL BTU/H	SENSIBLE BTU/H	LATENT BTU/H	TOTAL WATTS
75°	62,900	42,600	20,300	4,600
80°	62,600	43,000	19,600	4,900
85°	62,000	43,200	18,800	5,100
90°	60,500	42,700	17,800	5,400
95°	59,000	42,400	16,600	6,000
100°	55,000	41,000	14,000	6,300
105°	52,500	39,200	13,300	6,000
110°	49,000	36,600	12,400	5,800
115°	42,000	34,500	7,500	5,430
TVA CONDITIONS @ 95° OD DB, 75° ID, 63° ID WB				
95°	57,800	41,700	16,100	5,700

SOUND DATA - SOUND POWER

NORMAL MODE - COOLING		SOUND POWER LEVEL ¹						
TONNAGE	TOTAL UNIT SOUND RATING (dBA)	OCTAVE BAND SPECTRUM FREQUENCY (Hz) ANALYSIS (dB)						
		125	250	500	1000	2000	4000	8000
2-ton	67	57.9	58.4	62.9	61.1	55.1	48.3	41.2
3-ton	71	60.3	64.5	65.2	65.8	60.9	54.4	48.1
3.5-ton	73	62.9	66.4	67.0	67.4	63.0	58.9	50.6
4-ton	73	62.9	66.4	67.0	67.4	63.0	58.9	50.6
5-ton	77	77.6	76.0	76.2	71.7	67.1	58.7	53.9

¹Compliant with AHRI 270.

²Compliant with AHRI 220.

NORMAL MODE - HEATING		SOUND POWER LEVEL ¹						
TONNAGE	TOTAL UNIT SOUND RATING (dBA)	OCTAVE BAND SPECTRUM FREQUENCY (Hz) ANALYSIS (dB)						
		125	250	500	1000	2000	4000	8000
2-ton	70	56.6	61.8	65.8	64.9	58.7	52.4	45.0
3-ton	72	62.0	62.6	66.2	67.4	62.8	57.4	51.6
3.5-ton	73	61.7	65.0	67.4	67.5	63.0	57.8	52.1
4-ton	73	61.7	65.0	67.4	67.5	63.0	57.8	52.1
5-ton	77	77.7	78.1	76.1	70.9	66.0	59.3	54.1

¹Compliant with AHRI 270.

²Compliant with AHRI 220.

QUIET MODE_COOLING

TONNAGE	SOUND SUPPRESSION LEVEL	SOUND POWER LEVEL (dBA)1	SOUND PRESSURE LEVEL (dBA)2
2-ton	LV.1	65	51
	LV.2	62	48
	LV.3	59	45
3-ton	LV.1	67	55
	LV.2	62	50
	LV.3	57	45
3.5-ton	LV.1	68	55
	LV.2	63	50
	LV.3	58	45
4.0-ton	LV.1	68	55
	LV.2	63	50
	LV.3	58	45
5-ton	LV.1	72	56
	LV.2	69	53
	LV.3	66	50

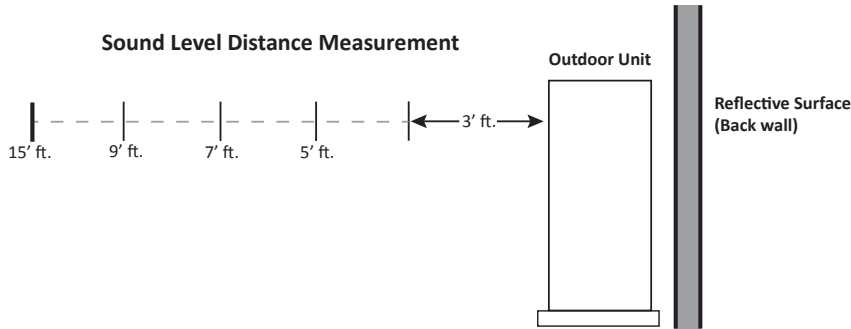
¹ Quiet Mode Sound Power and Sound Pressure levels determined at a distance of 3 [ft].

QUIET MODE_HEATING

TONNAGE	SOUND SUPPRESSION LEVEL	SOUND POWER LEVEL (dBA)1	SOUND PRESSURE LEVEL (dBA)2
2-ton	LV.1	67	53
	LV.2	64	50
	LV.3	59	45
3-ton	LV.1	67	55
	LV.2	62	50
	LV.3	57	45
3.5-ton	LV.1	68	55
	LV.2	63	50
	LV.3	58	45
4.0-ton	LV.1	68	55
	LV.2	63	50
	LV.3	58	45
5-ton	LV.1	72	56
	LV.2	69	53
	LV.3	66	50

¹ Quiet Mode Sound Power and Sound Pressure levels determined at a distance of 3 [ft].

SOUND DATA - SOUND PRESSURE



		SOUND PRESSURE (dBA) COOLING MODE ¹				
		DISTANCE FROM PROPERTY LINE				
TONNAGE	REFLECTIVE SURFACE QTY.	3'	5'	7'	9'	15'
2.0 Ton	0	60	55	52	50	46
	1	63	58	55	53	49
	2	66	61	58	56	52
3.0 Ton	0	64	59	56	54	50
	1	67	62	59	57	53
	2	70	65	62	60	56
3.5 Ton	0	66	61	58	56	52
	1	69	64	61	59	55
	2	72	67	64	62	58
4.0 Ton	0	66	61	58	56	52
	1	69	64	61	59	55
	2	72	67	64	62	58
5.0 Ton	0	70	65	62	60	56
	1	73	68	65	63	59
	2	76	71	68	66	62

¹ Compliant with AHRI 275 utilizing standard mode, total sound levels

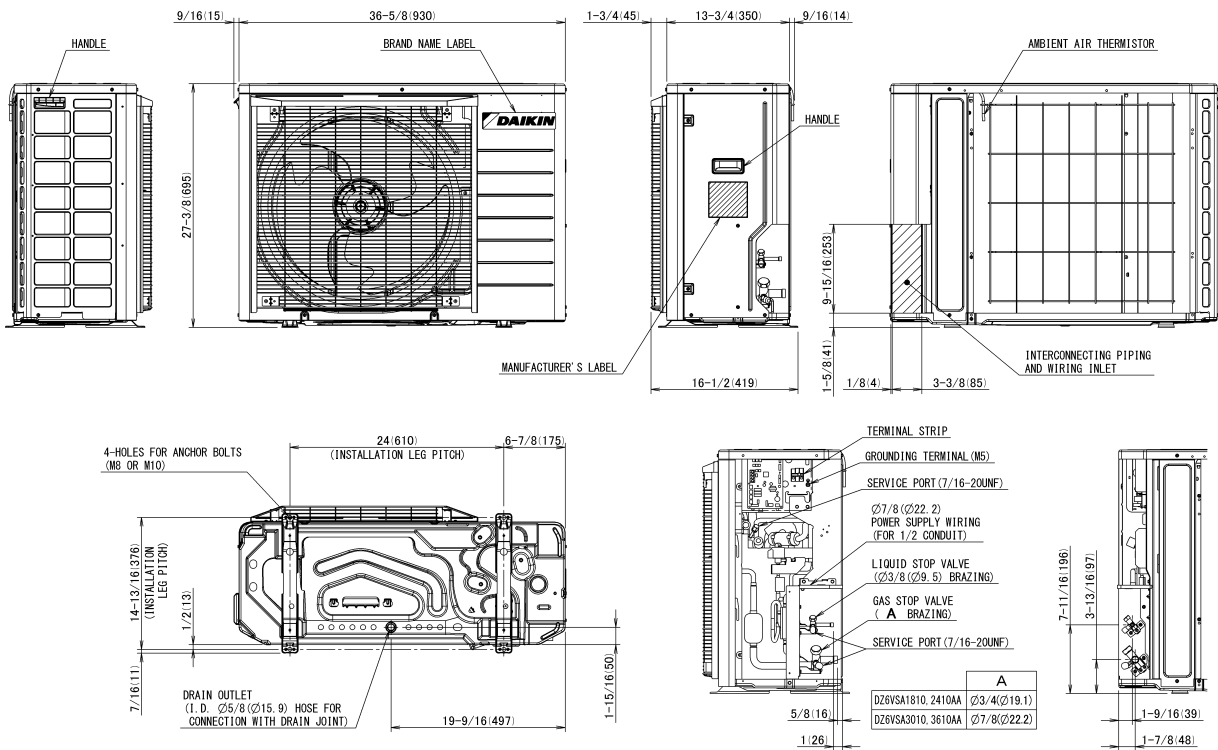
		SOUND PRESSURE (dBA) HEATING MODE ¹				
		DISTANCE FROM PROPERTY LINE				
TONNAGE	REFLECTIVE SURFACE QTY.	3'	5'	7'	9'	15'
2.0 Ton	0	63	58	55	53	49
	1	66	61	58	56	52
	2	69	64	61	59	55
3.0 Ton	0	65	60	57	55	51
	1	68	63	60	58	54
	2	71	66	63	61	57
3.5 Ton	0	66	61	58	56	52
	1	69	64	61	59	55
	2	72	67	64	62	58
4.0 Ton	0	66	61	58	56	52
	1	69	64	61	59	55
	2	72	67	64	62	58
5.0 Ton	0	70	65	62	60	56
	1	73	68	65	63	59
	2	76	71	68	66	62

¹ Compliant with AHRI 275 utilizing standard mode, total sound levels

***ALL AHRI SYSTEM RATINGS ARE ACCESSIBLE IN THE UNITARY MATCHUP TOOL VIA
DAIKIN CITY OR IN THE DAIKIN SYSTEM CONFIGURATOR TOOL VIA PARTNERLINK.***

DIMENSIONS

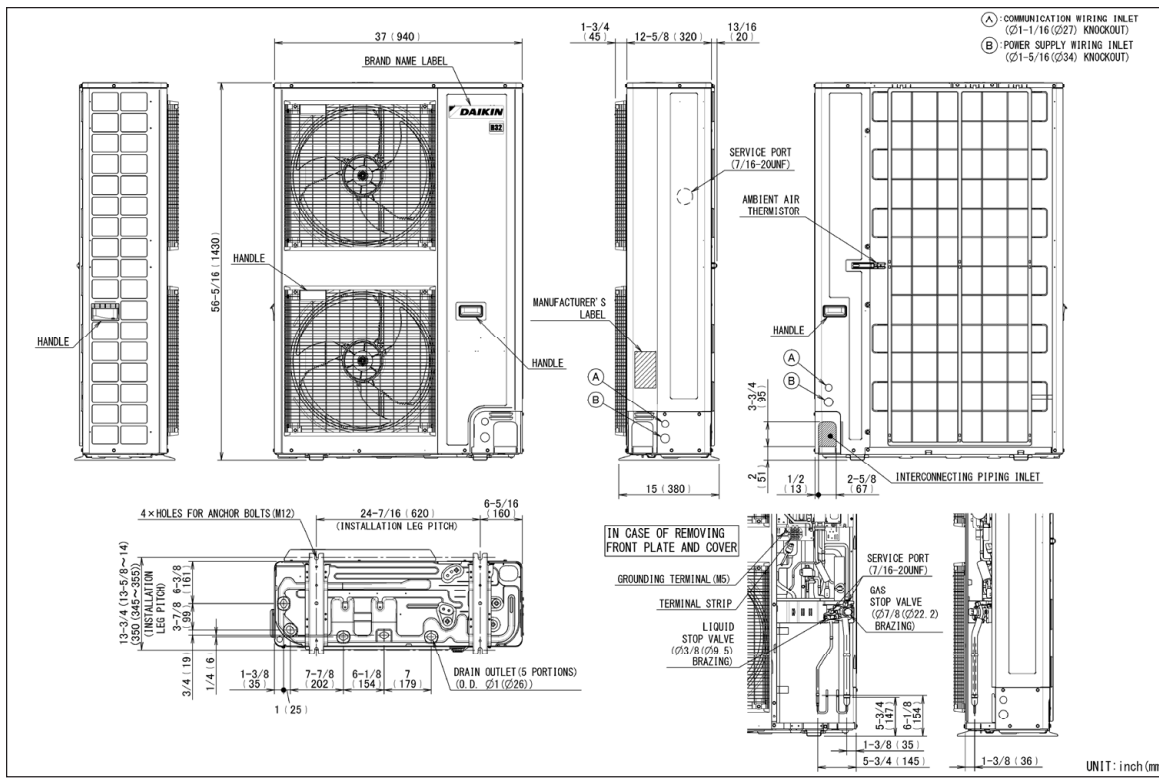
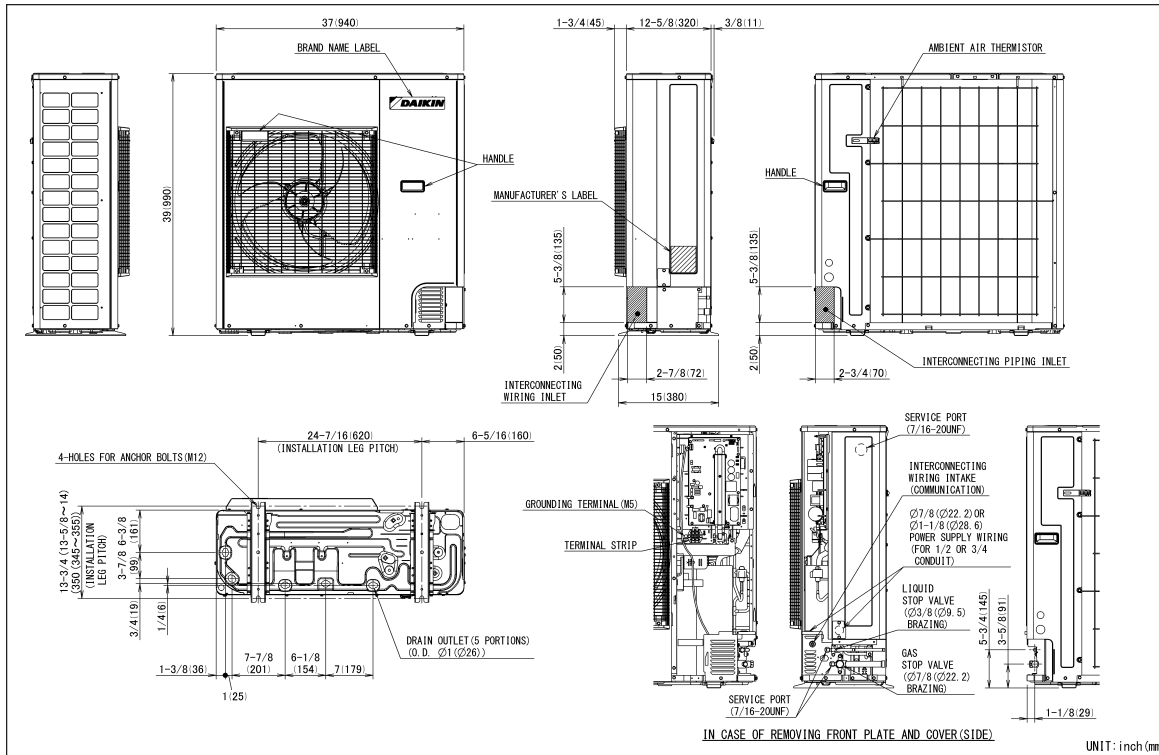
MODEL	DIMENSIONS		
	W"	D"	H"
DH7VSA2410A*	36 $\frac{3}{4}$	13 $\frac{3}{4}$	27 $\frac{3}{4}$



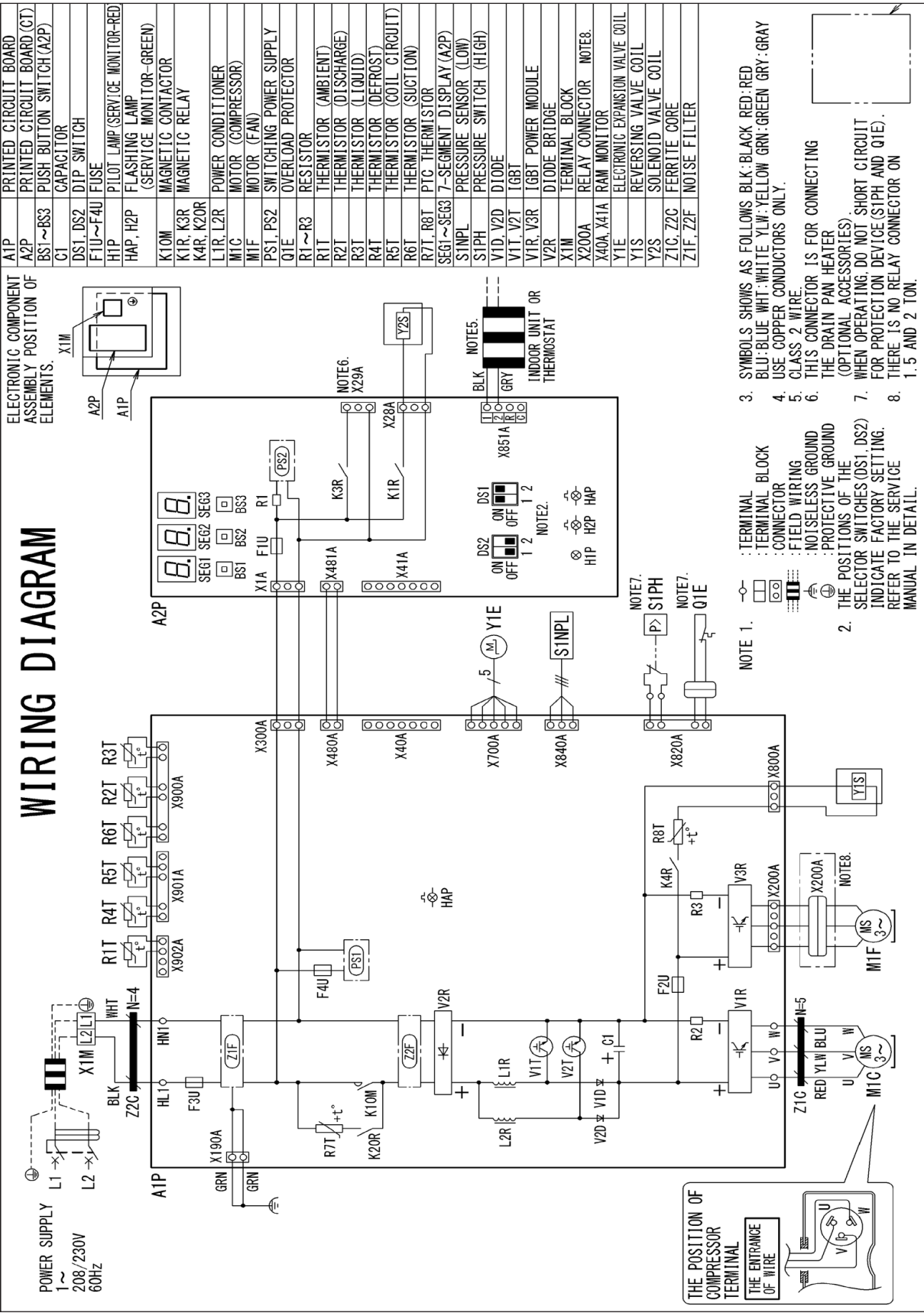
IN CASE OF REMOVING RIGHT SIDE PLATE

UNIT: inch (mm)

MODEL	DIMENSIONS		
	W"	D"	H"
DH7VSA3610A*	37	12 $\frac{3}{8}$	39
DH7VSA4210A*	37	12 $\frac{3}{8}$	39
DH7VSA4810A*	37	12 $\frac{3}{8}$	39
DH7VSA6010A*	37	12 $\frac{3}{8}$	56 $\frac{5}{16}$



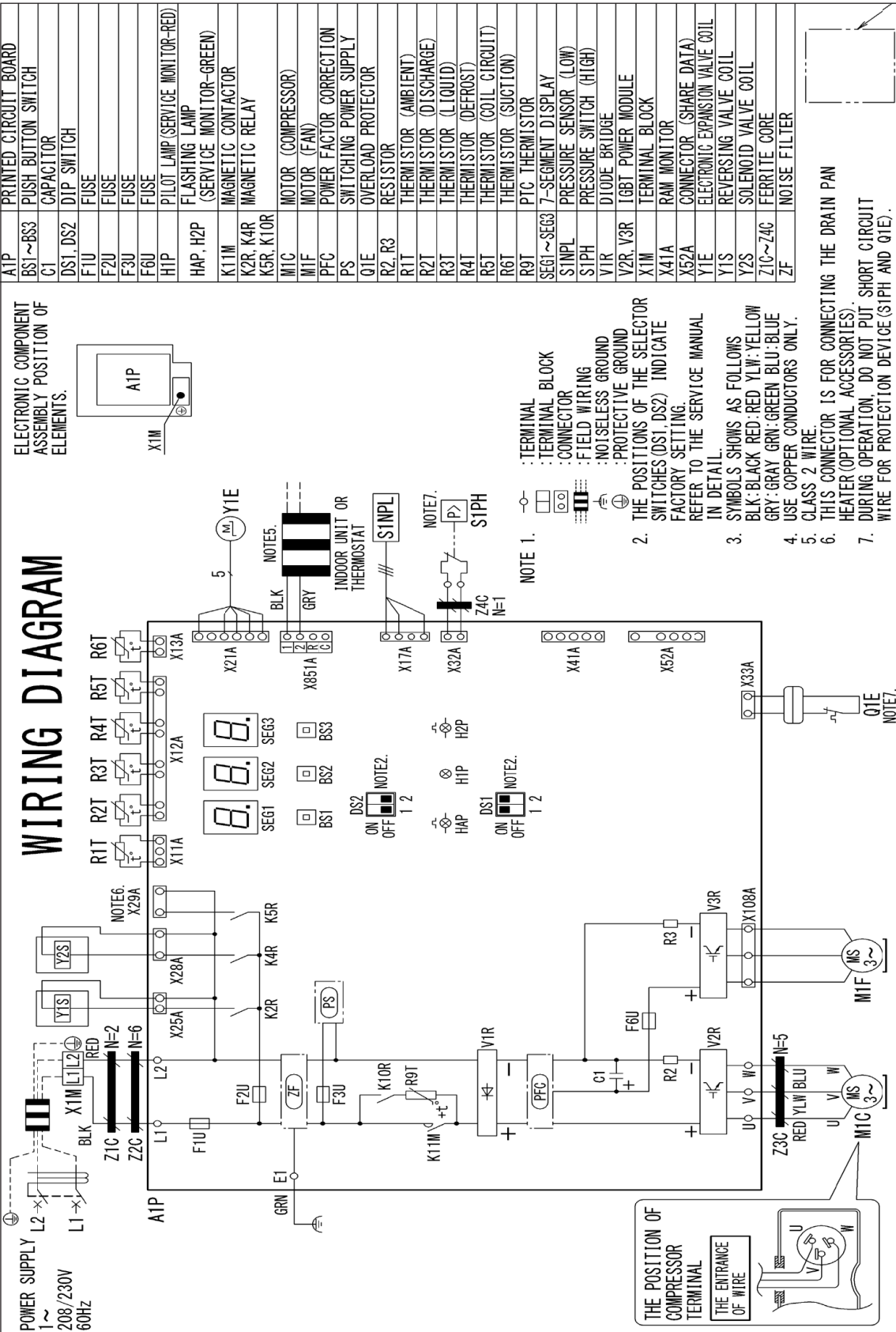
WIRING DIAGRAM



Wiring is subject to change. Always refer to the wiring diagram on the unit for the most up-to-date wiring.

WARNING
 High Voltage: Disconnect all power before servicing or installing this unit. Multiple power sources may be present. Failure to do so may cause property damage, personal injury, or death.

WIRING DIAGRAM



WARNING

High Voltage: Disconnect all power before servicing or installing this unit. Multiple power sources may be present. Failure to do so may cause property damage, personal injury, or death.

Wiring is subject to change. Always refer to the wiring diagram on the unit for the most up-to-date wiring.

ACCESSORIES

MODEL	DESCRIPTION	DH7VSA 2410A*	DH7VSA 3610A**	DH7VSA 4210A*	DH7VSA 4810A*	DH7VSA 6010A*
KPW5G112	Wind Baffle	X	X	X	X	X
KPS00501 ¹	Snow Guard Front	X				
KPS00502 ¹	Snow Guard Rear	X				
KPS00503 ¹	Snow Guard Side	X				
KPS00504 ¹	Snow Guards - Complete Set	X				
KPS00601 ¹	Snow Guard Front		X	X	X	
KPS00602 ¹	Snow Guard Rear		X	X	X	
KPS00603 ¹	Snow Guard Side		X	X	X	
KPS00604 ¹	Snow Guards - Complete Set		X	X	X	
130-DK-006	Hail Guard	X				
130-DK-008	Hail Guard		X	X	X	
KEH3P573598	Drain Pan Heater	X				
KEH3P573567	Drain Pan Heater		X	X	X	
DACA-WB-3	Powder Coated Wall-Mounted Bracket	X	X	X	X	
DSEN-HAQA	Daikin One Home Air Monitor	X	X	X	X	
DQ-P-16-100	Daikin One Powered Ventilator	X	X	X	X	
3K020967-2 ¹	Snow Guard Front					X
3P434587-5 ¹	Snow Guard Rear					X
3P434588-1 ¹	Snow Guard Side					X
0270R02063 (130-DK-017)	Hail Guard					X
KEH3P648291	Drain Pan Heater					X
DSEN-HAQA	Daikin One Home Air Monitor					X

¹ Product is manufactured at time of order. Lead time will be associated with purchase.

